



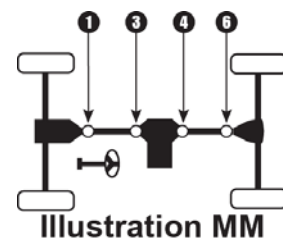
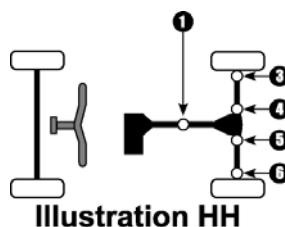
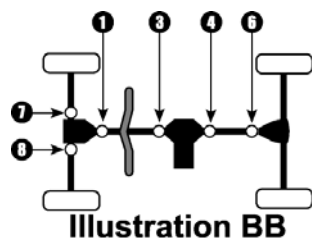
PRECISE UNIVERSAL JOINTS



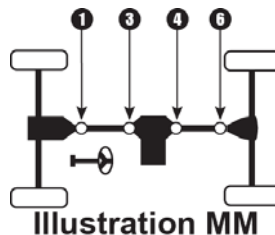
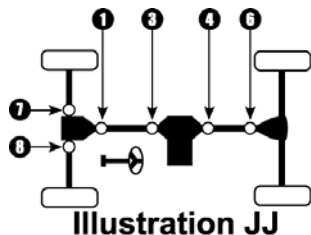
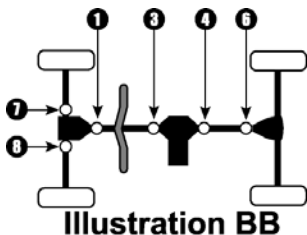
Providing you with the most complete driveline coverage in the ATV & UTV Aftermarket.

MotorMasterPowersports.com

| Year/ Model | Make | Ill. | Location | Standard U-Joint |
|-----------------------|-------------------------------------|------|----------|---------------------|
| ARCTIC CAT | | | | |
| 250 | | | | |
| 2008-06 | 2X4..... | HH | 1 | ATV602 |
| 2005-01 | 4X4..... | BB | 1 | ATV600 |
| 300 | | | | |
| 2005-98 | 4X4..... | BB | 1 | ATV600 |
| 375 | | | | |
| 2002 | 4X4..... | BB | 1 | ATV601 |
| 400 | | | | |
| 2008-07 | 4X4..... | BB | 1 | ATV601 |
| 2006-05 | 4X4- Exc. Value Package..... | BB | 1 | ATV601 |
| | 4X4- Value Package..... | BB | 1,3 | ATV601 |
| 2004-03 | 4X4..... | BB | 1 | ATV601 |
| 2002-98 | 4X4..... | BB | 1 | ATV600 |
| 454 | | | | |
| 1998-96 | 4X4..... | BB | 1 | ATV600 |
| 500 | | | | |
| 2008-03 | 4X4..... | BB | 1 | ATV601 |
| 2002-98 | 4X4..... | BB | 1 | ATV600 |
| 650 | | | | |
| 2008-07 | 4X4 - Secondary Drive Shaft..... | BB | 4 | ATV601 |
| 2006-05 | 4X4 H1 - Secondary Drive Shaft..... | BB | 4 | ATV601 |
| | 4X4 V2 - Front Drive Shaft..... | BB | 1,3 | ATV601 |
| | 4X4 V2 - Rear Drive Shaft..... | BB | 4,6 | ATV603 |
| 2004 | 4X4 - Front Drive Shaft..... | BB | 1,3 | ATV601 |
| | 4X4 - Rear Drive Shaft..... | BB | 4,6 | ATV603 |
| 650 PROWLER XT | | | | |
| 2008-07 | 4X4 - Rear Drive Shaft..... | MM | 6 | ATV603 |
| | Year Listing Continues | | | |

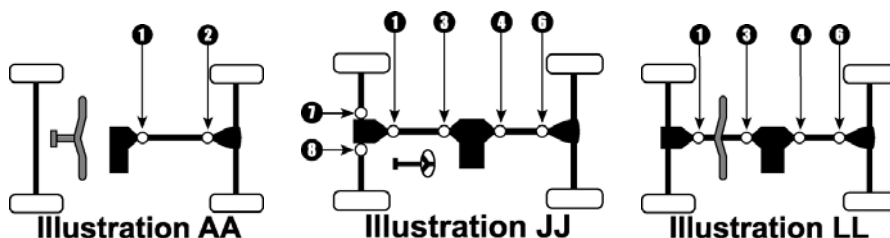


| Year/ Model | Make | Ill. | Location | Standard U-Joint |
|-------------------------------|--|------|----------|---------------------|
| ARCTIC CAT (cont.) | | | | |
| 650 PROWLER XT (cont.) | | | | |
| 2008-07 | 4X4 - Secondary Drive Shaft. | MM | 4 | ATV603 |
| 2006 | 4X4 - Front Drive Shaft. | MM | 1 | ATV601 |
| | 4X4 - Rear Drive Shaft. | MM | 6 | ATV603 |
| | 4X4 - Secondary Drive Shaft. | MM | 3 | ATV601 |
| | | | 4 | ATV603 |
| 700 | | | | |
| 2008-07 | 4X4 - Front Drive Shaft. | BB | 1,3 | ATV601 |
| CAN-AM (Bombardier) | | | | |
| COMMANDER 800 | | | | |
| 2016 | 4WD - Exc. MAX - Front Prop Shaft. | JJ | 1,3 | ATV801 |
| | 4WD - Exc. MAX - Rear Prop Shaft. | JJ | 4,6 | ATV802 |
| | 4WD - MAX (4 Seater) - Front Prop Shaft. | PP | 1,2,3 | ATV801 |
| | 4WD - MAX (4 Seater) - Rear Prop Shaft. | PP | 4,6 | ATV802 |
| 2015-13 | 4WD - Front Prop Shaft. | JJ | 1,3 | ATV801 |
| | 4WD - Rear Prop Shaft. | JJ | 4,6 | ATV802 |
| 2012-11 | 4WD - Front Prop Shaft. | JJ | 1,3 | ATV505 |
| | 4WD - Rear Prop Shaft. | JJ | 4,6 | ATV800 |
| COMMANDER 1000 | | | | |
| 2016-14 | 4WD - Exc. MAX - Front Prop Shaft. | JJ | 1,3 | ATV801 |
| | 4WD - Exc. MAX - Rear Prop Shaft. | JJ | 4,6 | ATV802 |
| | 4WD - MAX (4 Seater) - Front Prop Shaft. | PP | 1,2,3 | ATV801 |
| | 4WD - MAX (4 Seater) - Rear Prop Shaft. | PP | 4,6 | ATV802 |
| 2013 | 4WD - Front Prop Shaft. | JJ | 1,3 | ATV801 |
| | 4WD - Rear Prop Shaft. | JJ | 4,6 | ATV802 |
| 2012-11 | 4WD - Front Prop Shaft. | JJ | 1,3 | ATV505 |
| | 4WD - Rear Prop Shaft. | JJ | 4,6 | ATV800 |



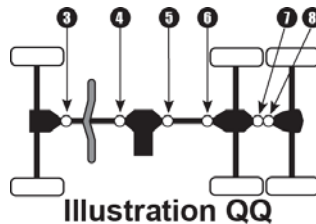
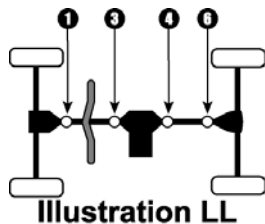
| Year/ Model | Make | Ill. | Location | Standard U-Joint |
|------------------------------------|---|------|----------|---------------------|
| CAN-AM (Bombardier) (cont.) | | | | |
| COMMANDER (Electric 9Kw) | | | | |
| 2014 | 4WD (Front Shaft)..... | JJ | 1,3 | ATV801 |
| | 4WD (Rear Shaft)..... | JJ | 4,6 | ATV802 |
| 2013 | 4WD (Front Shaft)..... | JJ | 1,3 | ATV801 |
| | 4WD (Rear Shaft)..... | JJ | 4,6 | ATV800 |
| MAVERICK 1000 | | | | |
| 2016-14 | 4WD - Exc. MAX - Front Prop Shaft..... | JJ | 1,3 | ATV801 |
| | 4WD - Exc. MAX - Rear Prop Shaft..... | JJ | 4,6 | ATV802 |
| | 4WD - MAX (4 Seater) - Front Prop Shaft..... | PP | 1,2,3 | ATV801 |
| | 4WD - MAX (4 Seater) - Rear Prop Shaft..... | PP | 4,6 | ATV802 |
| 2013 | 4WD (Front Shaft)..... | JJ | 1,3 | ATV801 |
| | 4WD (Rear Shaft)..... | JJ | 4,6 | ATV802 |
| OUTLANDER 330 | | | | |
| 2005-04 | 2WD..... | AA | 1,2 | ATV505 |
| | 4WD..... | LL | 4,6 | ATV505 |
| OUTLANDER 400 | | | | |
| 2015-13 | 4WD..... | LL | 4,6 | ATV801 |
| 2012-06 | 4WD..... | LL | 4,6 | ATV505 |
| 2005-03 | 2WD..... | AA | 1,2 | ATV505 |
| | 4WD..... | LL | 4,6 | ATV505 |
| OUTLANDER L 450 | | | | |
| 2016-15 | 4WD - Front Prop Shaft..... | LL | 1,3 | N/A ⁽¹⁾ |
| | 4WD - Rear Prop Shaft..... | LL | 4,6 | ATV802 |
| OUTLANDER 500 | | | | |
| 2015-13 | 4WD..... | LL | 4,6 | ATV802 |
| 2012-07 | 4WD - Front Prop Shaft..... | LL | 3 | ATV505 |
| | 4WD - Rear Prop Shaft..... | LL | 4,6 | ATV800 |

⁽¹⁾ Limited information - Call sales at 815-967-1444 for availability



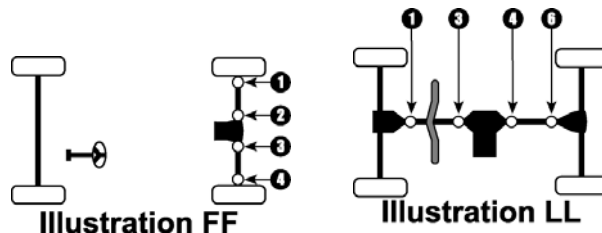
| Year/ Model | Make | Ill. | Location | Standard U-Joint |
|------------------------------------|------------------------------|------|----------|---------------------|
| CAN-AM (Bombardier) (cont.) | | | | |
| OUTLANDER L 500 | | | | |
| 2015 | 4WD - Front Prop Shaft. | LL | 1,3 | N/A ⁽¹⁾ |
| | 4WD - Rear Prop Shaft. | LL | 4,6 | ATV802 |
| OUTLANDER 650 | | | | |
| 2015-13 | 4WD. | LL | 4,6 | ATV802 |
| 2012-06 | 4WD (Front Shaft). | LL | 3 | ATV505 |
| | 4WD (Rear Shaft). | LL | 4,6 | ATV800 |
| OUTLANDER 800 | | | | |
| 2015 | 4WD - Exc. XMR. | LL | 4,6 | ATV802 |
| | 4WD - XMR. | LL | 4,6 | N/A ⁽¹⁾ |
| 2014-13 | 4WD. | LL | 4,6 | ATV802 |
| 2012-06 | 4WD (Front Shaft). | LL | 3 | ATV505 |
| | 4WD (Rear Shaft). | LL | 4,6 | ATV800 |
| OUTLANDER 1000 | | | | |
| 2015 | 4WD - Exc. XMR. | LL | 4,6 | ATV802 |
| | 4WD - XMR. | LL | 4,6 | N/A ⁽¹⁾ |
| | 6X6 - (Middle Axles). | QQ | 5,6 | ATV802 |
| | 6X6 - (Rear Axles). | QQ | 7,8 | ATV802 |
| 2014 | 4WD. | LL | 4,6 | ATV802 |
| | 6X6 - (Middle Axles). | QQ | 5,6 | ATV802 |
| | 6X6 - (Rear Axles). | QQ | 7,8 | ATV802 |
| 2013 | 4WD. | LL | 4,6 | ATV802 |
| 2012 | 4WD. | LL | 4,6 | ATV800 |
| QUEST 500 | | | | |
| 2004 | 4WD. | LL | 1,3 4 | N/R ATV505 |
| 2003-02 | 4WD. | LL | 1,3,4 | ATV505 |

⁽¹⁾ Limited information - Call sales at 815-967-1444 for availability



| Year/ Model | Make | Ill. | Location | Standard U-Joint |
|--|------------------------|------|----------|-----------------------|
| CAN-AM (Bombardier) (cont.) | | | | |
| QUEST 650 | | | | |
| 2004 | 4WD..... | LL | 1,3 4 | N/R ATV800 |
| 2003-02 | 4WD..... | LL | 1,3 4 | ATV505 ATV800 |
| RENEGADE 500 | | | | |
| 2015-13 | 4WD..... | LL | 4,6 | ATV802 |
| 2012-08 | 4WD (Front Shaft)..... | LL | 3 | ATV505 |
| | 4WD (Rear Shaft)..... | LL | 4,6 | ATV800 |
| RENEGADE 800 | | | | |
| 2015-13 | 4WD..... | LL | 4,6 | ATV802 |
| 2012 | 4WD..... | LL | 4,6 | ATV800 |
| 2011-08 | 4WD (Front Shaft)..... | LL | 3 | ATV505 |
| | 4WD (Rear Shaft)..... | LL | 4,6 | ATV800 |
| RENEGADE 1000 | | | | |
| 2015-13 | 4WD..... | LL | 4,6 | ATV802 |
| 2012 | 4WD..... | LL | 4,6 | ATV800 |
| TRAXTER | | | | |
| 2004-99 | 4WD..... | LL | 1,3,4 | ATV505 |
| HONDA | | | | |
| Most Honda's use a coupler system with staked in u-joints that are N/A | | | | |
| ODYSSEY (FL350) | | | | |
| 1985 | Rear Axle Shafts..... | FF | 1,2,3,4 | ATV300 ⁽⁶⁾ |

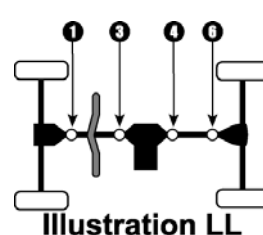
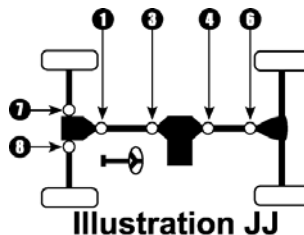
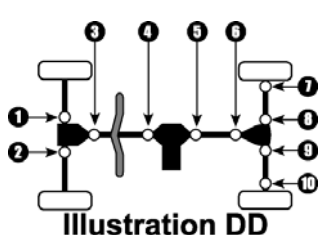
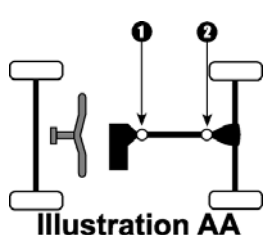
⁽⁶⁾ U-Joint is not OEM and has been engineered not to break.



| Year/ Model | Make | Ill. | Location | Standard U-Joint |
|----------------------------|--|------|----------|-----------------------|
| JAPANESE MINI TRUCK | | | | |
| MITSUBISHI MINI CAB | | | | |
| 1998-91 | 4WD - Front Prop Shaft. | JJ | 1,3 | ATV901 |
| | 4WD - Rear Prop Shaft. | JJ | 4,6 | ATV901 |
| JOHN DEERE | | | | |
| GATOR HPX | | | | |
| 2007-05 | 4X4- Front Axles. | JJ | 7,8 | ATV500 |
| KAWASAKI | | | | |
| BAYOU 220 | | | | |
| 2002-88 | 2WD- Prop Shaft- Front Joint is CV W/Boot. | AA | 1 | N/A ⁽¹⁾ |
| BAYOU 250 | | | | |
| 2011-03 | 2WD- Prop Shaft- Front Joint is CV W/Boot. | AA | 1 | N/A ⁽¹⁾ |
| BAYOU 300 | | | | |
| 2004-89 | 2WD- Prop Shaft- Front Joint is CV W/Boot. | AA | 1 | N/A ⁽¹⁾ |
| | 4WD- Front Prop Shaft. | LL | 1,3 | ATV700 |
| | 4WD- Rear Prop Shaft- Front Joint is CV W/Boot. | LL | 4 | CVJ799 ⁽⁹⁾ |
| 1988-86 | 2WD- Prop Shaft- Front Joint is CV W/Boot. | AA | 1 | N/A ⁽¹⁾ |
| BAYOU 400 | | | | |
| 1999-93 | 4WD- Front Prop Shaft. | LL | 1,3 | ATV701 |
| | 4WD- Rear Prop Shaft- Front Joint is CV W/Boot. | LL | 4 | N/A ⁽¹⁾ |
| BRUTE FORCE 300 | | | | |
| 2013-12 | 2WD. | AA | 2 | N/A ⁽¹⁾ |
| BRUTE FORCE 650 | | | | |
| 2013-05 | 4WD. | LL | 4 | ATV703 |
| BRUTE FORCE 650i | | | | |
| 2013-06 | 4WD. | DD | 5,6 | ATV703 |

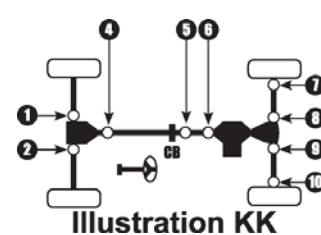
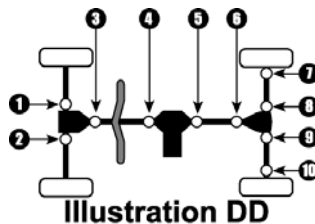
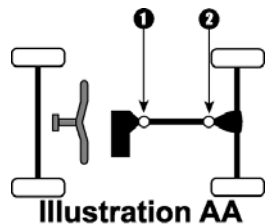
⁽¹⁾ Limited information - Call sales at 815-967-1444 for availability

⁽⁹⁾ This is a CV Joint with Boot & Grease

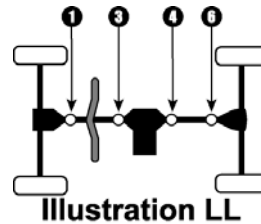
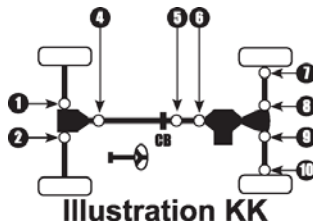
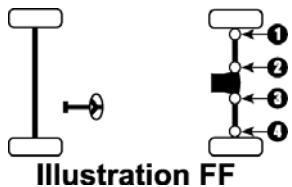
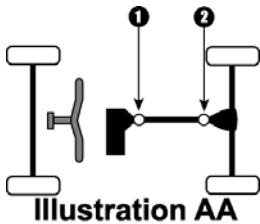


| Year/ Model | Make | Ill. | Location | Standard U-Joint |
|-------------------------|--|------|----------|---------------------|
| KAWASAKI (cont.) | | | | |
| BRUTE FORCE 750i | | | | |
| 2016-12 | 4WD..... | DD | 5,6 | N/A ⁽¹⁾ |
| 2011-05 | 4WD..... | DD | 5,6 | ATV703 |
| KFX 700 | | | | |
| 2009-04 | 2WD..... | AA | 2 | ATV703 |
| MULE 610 | | | | |
| 2012-05 | 4WD- 400cc- Front Prop Shaft..... | DD | 3,4 | ATV702 |
| | 4WD- 400cc- Rear Prop Shaft..... | DD | 5,6 | ATV702 |
| MULE 1000 | | | | |
| 1988 | 2WD- 450cc..... | KK | 7,10 | ATV702 |
| MULE 2010 | | | | |
| 1990 | 4WD- 540cc- Front Axles..... | DD | 1,2 | N/A ⁽¹⁾ |
| | 4WD- 540cc- Front Prop Shaft..... | DD | 3,4 | N/A ⁽¹⁾ |
| | 4WD- 540cc- Rear Axles..... | DD | 7,8,9,10 | N/A ⁽¹⁾ |
| | 4WD- 540cc- Rear Prop Shaft..... | DD | 5,6 | N/A ⁽¹⁾ |
| MULE 2020 | | | | |
| 1990 | 2WD- 540cc..... | DD | 7,8,9,10 | N/A ⁽¹⁾ |
| MULE 2030 | | | | |
| 1991 | 2WD- 540cc..... | DD | 7,8,9,10 | N/A ⁽¹⁾ |
| MULE 2500 | | | | |
| 2000-94 | 2WD- 620cc..... | KK | 7,8,9,10 | ATV704 |
| MULE 2510 | | | | |
| 2002-00 | 4WD- 620cc & 950cc Diesel- Prop Shaft..... | KK | 4,5,6 | ATV702 |
| | 4WD- 620cc & 950cc Diesel- Rear Axles..... | KK | 7,8,9,10 | ATV704 |
| 1999-93 | 4WD- 620cc- Front Axles..... | KK | 1,2 | ATV704 |
| | 4WD- 620cc- Prop Shaft..... | KK | 4,5,6 | ATV700 |
| | 4WD- 620cc- Rear Axles..... | KK | 7,8,9,10 | ATV704 |

⁽¹⁾ Limited information - Call sales at 815-967-1444 for availability

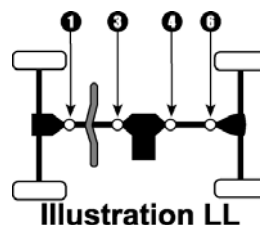
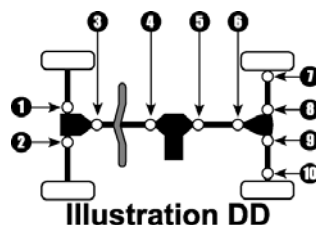


| Year/ Model | Make | Ill. | Location | Standard U-Joint |
|-------------------------------|---|------|----------|---------------------|
| KAWASAKI (cont.) | | | | |
| MULE 2520 | | | | |
| 2000-93 | 2WD- 620cc. | FF | 1,2,3,4 | ATV704 |
| MULE 3000 | | | | |
| 2008-01 | 2WD- 620cc. | FF | 1,2,3,4 | ATV704 |
| MULE 3010 | | | | |
| 2008-01 | 4WD- 620cc & 950cc Diesel- Prop Shaft. | KK | 4,5,6 | ATV702 |
| | 4WD- 620cc & 950cc Diesel- Rear Axles. | KK | 7,8,9,10 | ATV704 |
| MULE 3020 | | | | |
| 2003-01 | 2WD- 620cc. | FF | 1,2,3,4 | ATV704 |
| MULE 4000 | | | | |
| 2012-09 | 2WD- 620cc. | FF | 1,2,3,4 | ATV704 |
| MULE 4010 | | | | |
| 2012-09 | 4WD- 620cc & 950cc Diesel- Prop Shaft. | KK | 4,5,6 | ATV702 |
| | 4WD- 620cc & 950cc Diesel- Rear Axles. | KK | 7,8,9,10 | ATV704 |
| PRAIRIE 300 | | | | |
| 2002-99 | 2WD. | AA | 2 | ATV702 |
| | 4WD- Front Prop Shaft. | LL | 1,3 | ATV701 |
| | 4WD- Rear Prop Shaft. | LL | 4 | ATV702 |
| PRAIRIE 360 | | | | |
| 2013-10 | 4WD. | LL | 4 | ATV703 |
| 2009-03 | 2WD. | AA | 2 | ATV703 |
| | 4WD. | LL | 4 | ATV703 |
| PRAIRIE 400 | | | | |
| 2002-99 | 2WD. | AA | 2 | ATV702 |
| | 4WD- Front Prop Shaft. | LL | 1,3 | ATV701 |
| | 4WD- Rear Prop Shaft. | LL | 4 | ATV702 |
| 1998 | 2WD. | AA | 2 | ATV702 |
| Year Listing Continues | | | | |



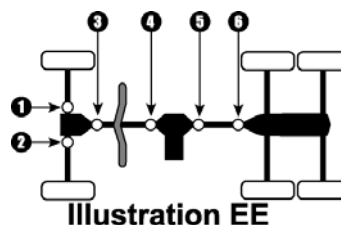
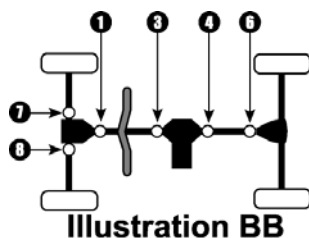
| Year/ Model | Make | III. | Location | Standard U-Joint |
|----------------------------|---|------|----------|---------------------|
| KAWASAKI (cont.) | | | | |
| PRAIRIE 400 (cont.) | | | | |
| 1998 | 4WD- Front Prop Shaft. | LL | 1,3 | ATV701 |
| | 4WD- Rear Prop Shaft. | LL | 4 | ATV701 |
| 1997 | 4WD- Front Prop Shaft. | LL | 1,3 | ATV701 |
| | 4WD- Rear Prop Shaft. | LL | 4 | ATV701 |
| PRAIRIE 650 | | | | |
| 2003-02 | 4WD. | LL | 4 | ATV703 |
| PRAIRIE 700 | | | | |
| 2006-04 | 4WD. | LL | 4 | ATV703 |
| TERYX 750 | | | | |
| 2012 | 4WD - Exc. Teryx4 - Front Prop Shaft. | LL | 1,3 | ATV702 |
| | 4WD - Exc. Teryx4 - Rear Prop Shaft. | LL | 4,6 | ATV704 |
| | 4WD - Teryx4 (4 Seater) - Front Prop Shaft. | LL | 1,3 | N/A ⁽¹⁾ |
| | 4WD - Teryx4 (4 Seater) - Rear Prop Shaft. | LL | 4,6 | N/A ⁽¹⁾ |
| 2011-08 | 4WD - Front Prop Shaft. | LL | 1,3 | ATV702 |
| | 4WD - Rear Prop Shaft. | LL | 4,6 | ATV704 |
| KUBOTA | | | | |
| RTV900 | | | | |
| 2008-03 | 4WD- Front Prop Shaft. | DD | 3,4 | N/A ⁽¹⁾ |
| | 4WD- Rear Axles. | DD | 7,8,9,10 | ATV900 |
| | 4WD- Rear Prop Shaft. | DD | 5,6 | N/A ⁽¹⁾ |
| RTV1100 | | | | |
| 2011-07 | 4WD- Rear Axles. | DD | 7,8,9,10 | ATV902 |

⁽¹⁾ Limited information - Call sales at 815-967-1444 for availability



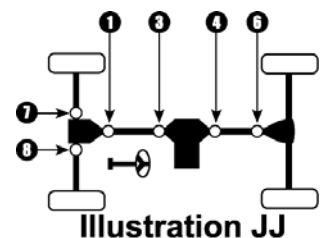
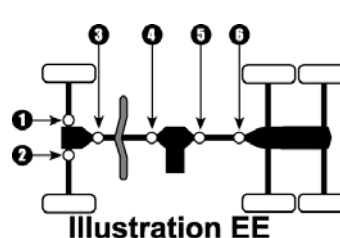
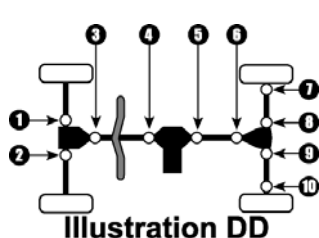
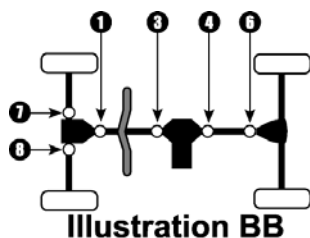
| Year/ Model | Make | III. | Location | Standard U-Joint |
|----------------|-----------------------------------|------|----------|---------------------|
| KYMCO | | | | |
| MXU 500 | | | | |
| 2007-06 | 4X4- Front Prop Shaft. | BB | 1,3 | N/A ⁽¹⁾ |
| POLARIS | | | | |
| 250 | | | | |
| 1993 | 4X4. | BB | 7,8 | ATV500 |
| | 6X6. | EE | 1,2 | ATV500 |
| 1990 | 4X4. | BB | 7,8 | ATV500 |
| 300 | | | | |
| 1996 | 4X4. | BB | 7,8 | ATV500 |
| 1995 | 4X4. | BB | 7,8 | ATV501 |
| 1994 | 4X4. | BB | 7,8 | ATV500 |
| | 6X6. | EE | 1,2 | ATV500 |
| 350L | | | | |
| 1993 | 4X4. | BB | 7,8 | ATV500 |
| | 6X6. | EE | 1,2 | ATV500 |
| 1990 | 4X4. | BB | 7,8 | ATV500 |
| 400L | | | | |
| 1995 | 6X6 - W/ Inside Lock Rings. | EE | 1,2 | ATV500 |
| | 6X6 - W/ Outside Lock Rings. | EE | 1,2 | ATV501 |
| 1994 | 4X4. | BB | 7,8 | ATV500 |
| | 6X6. | EE | 1,2 | ATV500 |
| ATP 330 | | | | |
| 2005 | 4X4 - Front Prop Shaft. | BB | 1,3 | ATV500 |
| | 4X4 - Rear Prop Shaft. | BB | 4 | ATV501 |
| 2004 | 4X4 - Front Axles. | BB | 7,8 | ATV500 |
| | 4X4 - Front Prop Shaft. | BB | 1,3 | ATV500 |
| | 4X4 - Rear Prop Shaft. | BB | 4 | ATV501 |

⁽¹⁾ Limited information - Call sales at 815-967-1444 for availability



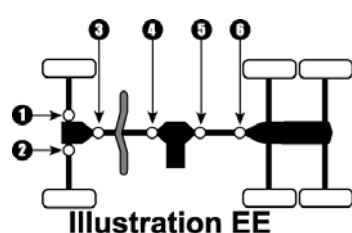
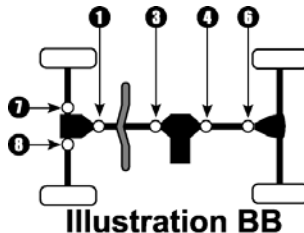
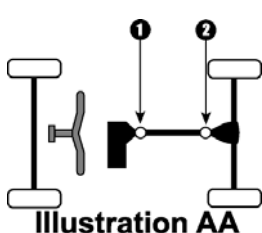
| Year/ Model | Make | III. | Location | Standard U-Joint |
|------------------------|--|------|-------------|---------------------|
| POLARIS (cont.) | | | | |
| ATV 500 H.O. | | | | |
| 2005 | 4X4 - Front Prop Shaft. | BB | 1,3 | ATV500 |
| | 4X4 - Rear Prop Shaft. | BB | 4 | ATV501 |
| 2004 | 4X4 - Front Axles. | BB | 7,8 | ATV500 |
| | 4X4 - Front Prop Shaft. | BB | 1,3 | ATV500 |
| | 4X4 - Rear Prop Shaft. | BB | 4 | ATV501 |
| ATV Pro 500 | | | | |
| 2002 | 4X4 - Front Prop Shaft. | BB | 1,3 | ATV500 |
| | 4X4 - Rear Prop Shaft. | BB | 4 | ATV500 |
| BIG BOSS 250 | | | | |
| 1992-91 | 6X6. | EE | 1,2 | ATV500 |
| BIG BOSS 400L | | | | |
| 1997 | 6X6. | EE | 1,2 | ATV501 |
| BIG BOSS 500 | | | | |
| 1999-98 | 6X6. | EE | 1,2 | ATV501 |
| BRUTUS | | | | |
| 2015-13 | 4X4 - Front Prop Shaft. | JJ | 1,3 | ATV507 |
| DIESEL 455 | | | | |
| 2001 | 4X4 - Front Axles- W/ Inside Lock Rings. | DD | 1,2 | ATV500 |
| | 4X4 - Front Axles- W/ Outside Lock Rings. | DD | 1,2 | ATV501 |
| | 4X4 - Prop Shaft - from 12/07/00. | DD | 3,4 | ATV500 |
| | 4X4 - Prop Shaft - to 12/07/00. | DD | 3,4 | N/A ⁽¹⁾ |
| 2000 | 4X4 - Front Axles. | DD | 1,2 | ATV501 |
| | 4X4 - Prop Shaft. | DD | 3,4 | N/A ⁽¹⁾ |
| 1999 | 4X4 - Front Axles. | DD | 1,2 | ATV501 |
| | 4X4 - Prop Shaft. | DD | 3,4 | ATV500 |
| | 4X4 - Rear Axles. | DD | 7,10 8,9 | ATV502 ATV503 |

⁽¹⁾ Limited information - Call sales at 815-967-1444 for availability



| Year/ Model | Make | Ill. | Location | Standard U-Joint |
|-------------------------------|--|------|----------|---------------------|
| POLARIS (cont.) | | | | |
| LUH 500 | | | | |
| 2002 | 6X6 - Front Axles. | EE | 1,2 | ATV500 |
| | 6X6 - Prop Shaft. | EE | 3,4 | ATV500 |
| MAGNUM 325 | | | | |
| 2002-01 | 2X4 - Rear Prop Shaft. | AA | 1 | ATV500 |
| | 4X4 - Front Axles- Exc. HDS (Visco-Lok). | BB | 7,8 | ATV501 |
| | 4X4 - Front Axles- HDS (Visco-Lok). | BB | 7,8 | N/R ^Q |
| | 4X4 - Front Prop Shaft- Exc. HDS (Visco-Lok). | BB | 1,3 | ATV500 |
| | 4X4 - Front Prop Shaft- HDS (Visco-Lok). | BB | 1,3 | N/A ⁽¹⁾ |
| | 4X4 - Rear Prop Shaft. | BB | 4 | ATV500 |
| 2000 | 2X4 - Rear Prop Shaft. | AA | 1 | ATV500 |
| | 4X4 - Front Axles. | BB | 7,8 | ATV501 |
| | 4X4 - Front Prop Shaft. | BB | 1,3 | ATV500 |
| | 4X4 - Rear Prop Shaft. | BB | 4 | ATV500 |
| MAGNUM 330 | | | | |
| 2006 | 4X4 - Front Prop Shaft. | BB | 1,3 | ATV500 |
| | 4X4 - Rear Prop Shaft. | BB | 4 | ATV501 |
| 2005 | 2X4 - Rear Prop Shaft. | AA | 1 | ATV501 |
| | 4X4 - Front Prop Shaft. | BB | 1,3 | ATV500 |
| | 4X4 - Rear Prop Shaft. | BB | 4 | ATV501 |
| 2004-03 | 2X4 - Rear Prop Shaft. | AA | 1 | ATV501 |
| | 4X4 - Front Axles- Exc. HDS (Visco-Lok). | BB | 7,8 | ATV500 |
| | 4X4 - Front Axles- HDS (Visco-Lok). | BB | 7,8 | N/R ^Q |
| | 4X4 - Front Prop Shaft. | BB | 1,3 | ATV500 |
| | 4X4 - Rear Prop Shaft. | BB | 4 | ATV501 |
| MAGNUM 425 | | | | |
| 1998 | 4X4. | BB | 7,8 | ATV501 |
| 1997 | 4X4. | BB | 7,8 | ATV501 |
| | 6X6. | EE | 1,2 | ATV501 |
| Year Listing Continues | | | | |

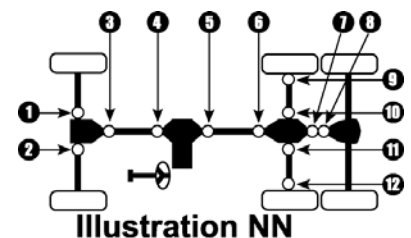
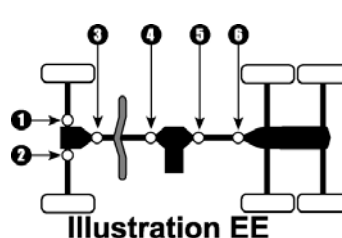
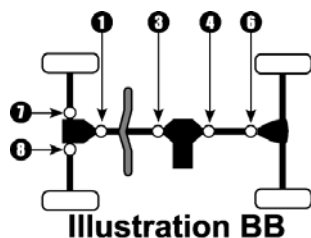
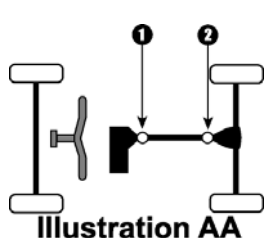
⁽¹⁾ Limited information - Call sales at 815-967-1444 for availability
^Q N/R = Not Required - Application uses a CV Joint



| Year/ Model | Make | III. | Location | Standard U-Joint |
|------------------------------------|--|------|----------|---------------------|
| POLARIS (cont.) | | | | |
| MAGNUM 425 (cont.) | | | | |
| 1996 | 4X4- W/ Inside Lock Rings. | BB | 7,8 | ATV500 |
| | 4X4- W/ Outside Lock Rings. | BB | 7,8 | ATV501 |
| | 6X6- W/ Inside Lock Rings. | EE | 1,2 | ATV500 |
| | 6X6- W/ Outside Lock Rings. | EE | 1,2 | ATV501 |
| 1995 | 4X4- W/ Inside Lock Rings. | BB | 7,8 | ATV500 |
| | 4X4- W/ Outside Lock Rings. | BB | 7,8 | ATV501 |
| MAGNUM 500 | | | | |
| 2003 | 4X4 - Front Prop Shaft. | BB | 1,3 | ATV500 |
| | 4X4 - Rear Prop Shaft. | BB | 4 | ATV501 |
| 2002 | 4X4 - Front Axles- Exc. HDS (Visco-Lok). | BB | 7,8 | ATV501 |
| | 4X4 - Front Axles- HDS (Visco-Lok). | BB | 7,8 | N/R ^Q |
| | 4X4 - Front Prop Shaft. | BB | 1,3 | ATV500 |
| | 4X4 - Rear Prop Shaft. | BB | 4 | ATV500 |
| 2001 | 4X4 - Front Axles- Exc. HDS (Visco-Lok). | BB | 7,8 | ATV501 |
| | 4X4 - Front Axles- HDS (Visco-Lok). | BB | 7,8 | N/R ^Q |
| | 4X4 - Front Prop Shaft- Exc. HDS (Visco-Lok). | BB | 1,3 | ATV500 |
| | 4X4 - Front Prop Shaft- HDS (Visco-Lok). | BB | 1,3 | N/A ⁽¹⁾ |
| | 4X4 - Rear Prop Shaft. | BB | 4 | ATV500 |
| 2000-99 | 4X4 - Front Axles. | BB | 7,8 | ATV501 |
| | 4X4 - Front Prop Shaft. | BB | 1,3 | ATV500 |
| | 4X4 - Rear Prop Shaft. | BB | 4 | N/A ⁽¹⁾ |
| PHOENIX 200 | | | | |
| 2014-05 | 2X4 - Rear Prop Shaft. | AA | 1 | ATV602 |
| PTV (Personal Task Vehicle) | | | | |
| 2002 | 4X4 - Series 10 PPS - Front Prop Shaft. | BB | 1,3 | ATV500 |
| | 4X4 - Series 10 PPS - Rear Prop Shaft. | BB | 4 | ATV500 |
| | 6X6 - Series 10 PPS - Front Axles. | NN | 1,2 | ATV500 |
| | 6X6 - Series 10 PPS - Front Prop Shaft. | NN | 3,4 | ATV500 |
| Year Listing Continues | | | | |

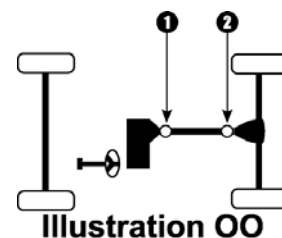
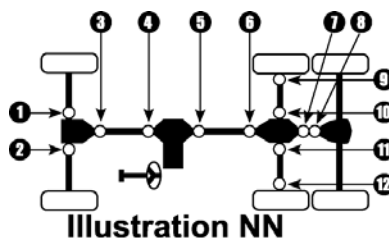
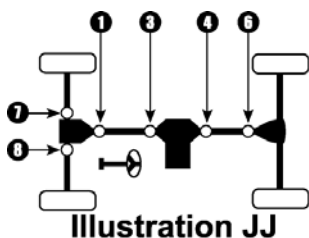
⁽¹⁾ Limited information - Call sales at 815-967-1444 for availability

^Q N/R = Not Required - Application uses a CV Joint



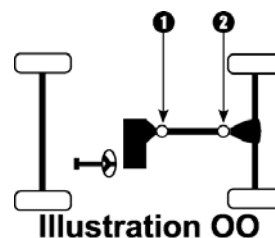
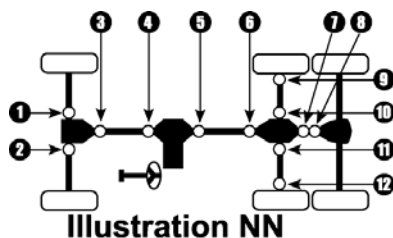
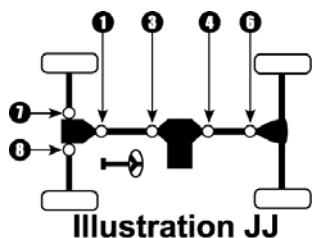
| Year/ Model | Make | III. | Location | Standard U-Joint |
|--|---|------|------------|---------------------|
| POLARIS (cont.) | | | | |
| PTV (Personal Task Vehicle) (cont.) | | | | |
| 2002 | 6X6 - Series 10 PPS - Rear Prop Shaft. | NN | 5 | N/A ⁽¹⁾ |
| RANGER | | | | |
| 2004-03 | 2X4 - Series 11. | OO | 1,2 | ATV500 |
| | 4X4 - Series 11- Front Axles. | JJ | 7,8 | ATV500 |
| | 4X4 - Series 11- Front Prop Shaft. | JJ | 1,3 | ATV500 |
| | 4X4 - Series 11- Rear Prop Shaft. | JJ | 4,6 | ATV500 |
| | 6X6 - Series 11- Coupler Shaft. | NN | 7,8 | ATV500 |
| | 6X6 - Series 11- Front Axles. | NN | 1,2 | ATV500 |
| | 6X6 - Series 11- Front Prop Shaft. | NN | 3,4 | ATV500 |
| | 6X6 - Series 11- Middle Axles. | NN | 9,10,11,12 | ATV502 |
| | 6X6 - Series 11- Rear Prop Shaft. | NN | 6 | ATV500 |
| 2002 | 2X4 - Series 10. | OO | 1,2 | ATV500 |
| | 4X4 - Series 10- Front Axles. | JJ | 7,8 | ATV500 |
| | 4X4 - Series 10- Front Prop Shaft. | JJ | 1,3 | ATV500 |
| | 4X4 - Series 10- Rear Prop Shaft. | JJ | 4,6 | ATV500 |
| | 6X6 - Series 10- Coupler Shaft. | NN | 7,8 | ATV500 |
| | 6X6 - Series 10- Front Axles. | NN | 1,2 | ATV500 |
| | 6X6 - Series 10- Front Prop Shaft. | NN | 3,4 | ATV500 |
| | 6X6 - Series 10- Middle Axles. | NN | 9,10,11,12 | ATV502 |
| | 6X6 - Series 10- Rear Prop Shaft. | NN | 6 | ATV500 |
| 2001-99 | 6X6 - Front Axles. | NN | 1,2 | ATV500 |
| | 6X6 - Front Prop Shaft. | NN | 3,4 | ATV500 |
| | 6X6 - Middle Axles. | NN | 9,10,11,12 | ATV502 |
| | 6X6 - Rear Prop Shaft. | NN | 6 | ATV500 |
| RANGER 400 | | | | |
| 2014-10 | 4X4 - Front Prop Shaft. | JJ | 1,3 | ATV500 |

⁽¹⁾ Limited information - Call sales at 815-967-1444 for availability



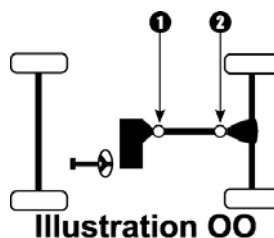
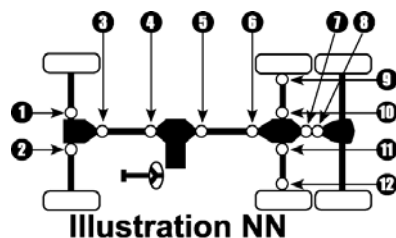
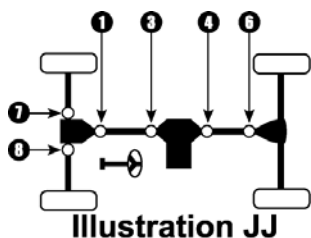
| Year/ Model | Make | III. | Location | Standard U-Joint |
|---------------------------------|---|------|------------|-----------------------|
| POLARIS (cont.) | | | | |
| RANGER 500 | | | | |
| 2013-11 | 4X4 - Crew (Front Prop Shaft) | PP | 1,2,3 | ATV500 |
| | 4X4 - Exc. Crew (Front Prop Shaft) | JJ | 1,3 | ATV500 |
| 2010 | 4X4 - Front Prop Shaft | JJ | 1,3 | ATV500 |
| 2009-08 | 2X4 | OO | 1,2 | ATV500 |
| | 4X4 - Front Prop Shaft | JJ | 1,3 | ATV500 |
| | 4X4 - Rear Prop Shaft | JJ | 4,6 | ATV500 |
| 2007-06 | 2X4 | OO | 1,2 | ATV500 |
| | 4X4 - Front Prop Shaft | JJ | 1,3 | ATV500 |
| | 4X4 - Rear Prop Shaft | JJ | 4,6 | ATV500 |
| 2005 | 2X4 | OO | 1,2 | ATV500 |
| | 4X4 - Front Prop Shaft | JJ | 1,3 | ATV500 |
| | 4X4 - Rear Prop Shaft | JJ | 4,6 | ATV500 |
| | 6X6 - Coupler Shaft | NN | 7,8 | ATV500 |
| | 6X6 - Front Axles | NN | 1,2 | ATV500 |
| | 6X6 - Front Prop Shaft | NN | 3,4 | ATV500 |
| | 6X6 - Middle Axles | NN | 9,10,11,12 | ATV502 |
| 6X6 - Rear Prop Shaft | NN | 5,6 | ATV500 | |
| RANGER 570 | | | | |
| 2014 | 4X4 - Crew (Front Prop Shaft) | PP | 1,2,3 | ATV507 ⁽⁸⁾ |
| | 4X4 - Exc. Crew (Front Prop Shaft) | JJ | 1,3 | ATV507 ⁽⁸⁾ |
| RANGER 700 | | | | |
| 2009-08 | 4X4 - Front Prop Shaft | JJ | 1,3 | ATV500 |
| | 4X4 - Rear Prop Shaft | JJ | 4,6 | ATV500 |
| | 6X6 - Coupler Shaft | NN | 7,8 | ATV500 |
| | 6X6 - Front Prop Shaft | NN | 3,4 | ATV500 |
| | 6X6 - Rear Prop Shaft | NN | 5,6 | ATV500 |
| 2007-06 | 4X4 - XP - Front Prop Shaft | JJ | 1,3 | ATV500 |
| | 4X4 - XP - Rear Prop Shaft | JJ | 4,6 | ATV500 |
| Year Listing Continues | | | | |

⁽⁸⁾ New Number - Developing components may restrict availability

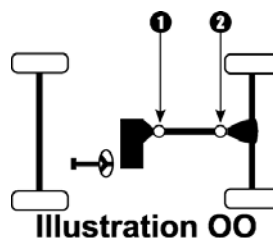
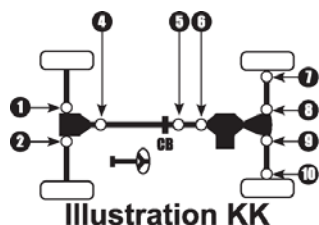
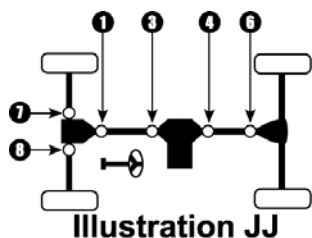


| Year/ Model | Make | Ill. | Location | Standard U-Joint |
|---|---|------|----------|-----------------------|
| POLARIS (cont.) | | | | |
| RANGER 700 (cont.) | | | | |
| 2007-06 | 6X6 - Coupler Shaft. | NN | 7,8 | ATV500 |
| | 6X6 - Front Prop Shaft. | NN | 3,4 | ATV500 |
| | 6X6 - Rear Prop Shaft. | NN | 5,6 | ATV500 |
| 2005 | 4X4 - XP - Front Prop Shaft. | JJ | 1,3 | ATV500 |
| | 4X4 - XP - Rear Prop Shaft. | JJ | 4,6 | ATV500 |
| RANGER 800 | | | | |
| 2014-10 | 4X4 - EFI Crew - (Prop Shaft). | PP | 1,2,3 | ATV500 |
| | 4X4 - Exc. EFI Crew (Front Shaft). | JJ | 1,3 | ATV500 |
| | 6X6 - Coupler Shaft. | NN | 7,8 | ATV500 |
| | 6X6 - Front Prop Shaft. | NN | 3,4 | ATV500 |
| | 6X6 - Rear Prop Shaft. | NN | 5,6 | ATV500 |
| RANGER 900 | | | | |
| 2014 | 4X4 - Diesel - Front Prop Shaft. | PP | 1,2,3 | ATV500 |
| | 4X4 - Diesel - Rear Prop Shaft. | PP | 4,6 | ATV500 |
| | 4X4 - XP - Front Prop Shaft. | JJ | 1,3 | ATV500 |
| | 4X4 - XP Crew - Front Prop Shaft. | PP | 1,2,3 | ATV507 ⁽⁸⁾ |
| 2013 | 4X4 - Diesel - Front Prop Shaft. | PP | 1,2,3 | ATV500 |
| | 4X4 - Diesel - Rear Prop Shaft. | PP | 4,6 | ATV500 |
| | 4X4 - XP - Front Prop Shaft. | JJ | 1,3 | ATV500 |
| 2012-11 | 4X4 - Diesel - Front Prop Shaft. | PP | 1,2,3 | ATV500 |
| | 4X4 - Diesel - Rear Prop Shaft. | PP | 4,6 | ATV500 |
| RANGER EV (Electric Vehicle) | | | | |
| 2014-10 | 4X4 - Front Prop Shaft. | JJ | 1,3 | ATV500 |
| RANGER EV LSV (Electric Low Speed Vehicle) | | | | |
| 2012-11 | 4X4 - Front Prop Shaft. | JJ | 1,3 | ATV500 |
| RANGER MVRS | | | | |
| 2009 | 2X4. | OO | 1,2 | ATV500 |
| Year Listing Continues | | | | |

⁽⁸⁾ New Number - Developing components may restrict availability

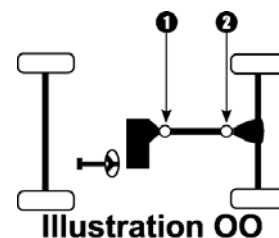
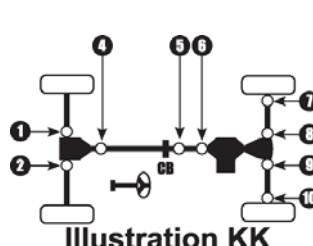
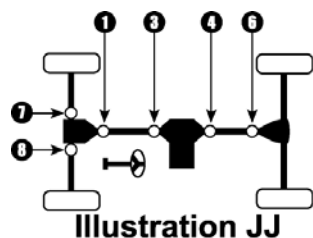
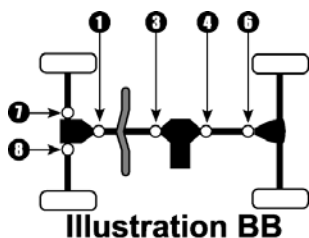


| Year/ Model | Make | III. | Location | Standard U-Joint |
|-------------------------------|--|------|----------|---------------------|
| POLARIS (cont.) | | | | |
| RANGER MVRS (cont.) | | | | |
| 2008 | 4X4 - Front Prop Shaft. | JJ | 1,3 | ATV500 |
| | 4X4 - Rear Prop Shaft. | JJ | 4,6 | ATV500 |
| RANGER TM | | | | |
| 2006-04 | 2X4. | OO | 1,2 | ATV500 |
| RZR 570 | | | | |
| 2016-12 | 4X4 - Front Prop Shaft. | JJ | 1,3 | ATV500 |
| RZR 800 | | | | |
| 2014-11 | 4X4 - 4 Seater - Front Prop Shaft. | PP | 1,2,3 | ATV500 |
| | 4X4 - Exc. 4 Seater - Front Prop Shaft. | JJ | 1,3 | ATV500 |
| 2010 | 4X4 - Front Prop Shaft. | JJ | 1,3 | ATV500 |
| 2009 | 4X4 - Front Prop Shaft- "S" Models- (Use Inside Snap Rings). . . | JJ | 1,3 | ATV500 |
| | 4X4 - Front Prop Shaft- Exc. "S" Models- (Use Outside Snap Rings). | JJ | 1,3 | ATV505 |
| 2008 | 4X4 - Front Prop Shaft. | JJ | 1,3 | ATV505 |
| RZR 900 | | | | |
| 2014-12 | 4X4 - Front Prop Shaft. | PP | 1,2,3 | ATV500 |
| 2011 | 4X4 - Front Prop Shaft. | JJ | 1,3 | ATV500 |
| RZR 1000 | | | | |
| 2016 | 4X4 - Front Prop Shaft- Exc. XP. | KK | 4,5,6 | ATV507 |
| | 4X4 - Front Prop Shaft- XP. | KK | 4,5 | ATV500 |
| | | | 6 | ATV507 |
| | 4X4 - Front Prop Shaft- XP 4 Seater. | KK | 4,5,6 | ATV507 |
| | 4X4 - Front Prop Shaft- XP Turbo. | KK | 4,5 | ATV500 |
| | | | 6 | ATV500 |
| 2015 | 4X4 - Front Prop Shaft- 4 Seater. | KK | 4,5,6 | ATV507 |
| | 4X4 - Front Prop Shaft- Exc. 4 Seater. | KK | 4,5 | ATV500 |
| | | | 6 | ATV507 |
| Year Listing Continues | | | | |



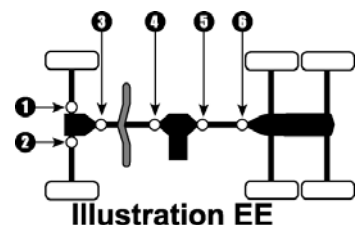
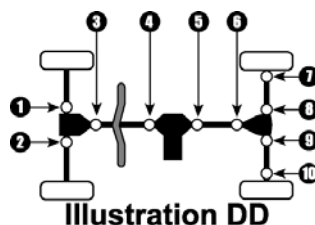
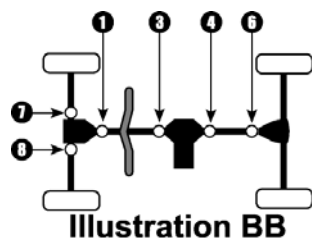
| Year/ Model | Make | Ill. | Location | Standard U-Joint |
|-------------------------|---|------|----------|-----------------------|
| POLARIS (cont.) | | | | |
| RZR 1000 (cont.) | | | | |
| 2014 | 4X4 - Front Prop Shaft- 4 Seater. | KK | 4,5,6 | ATV507 |
| | 4X4 - Front Prop Shaft- Exc. 4 Seater. | KK | 4,5,6 | ATV500 |
| SAWTOOTH 200 | | | | |
| 2007-06 | 2X4. | OO | 1 2 | ATV602 N/R |
| SCRAMBLER 400 | | | | |
| 2002-98 | 4X4- Front Axle- W/ Inside Lock Rings. | BB | 7,8 | ATV500 |
| | 4X4- Front Axle- W/ Outside Lock Rings. | BB | 7,8 | ATV501 |
| | 4X4- Prop Shaft. | BB | 1,3 | ATV500 |
| 1997-95 | 4X4- W/ Inside Lock Rings. | BB | 7,8 | ATV500 |
| | 4X4- W/ Outside Lock Rings. | BB | 7,8 | ATV501 |
| SCRAMBLER 500 | | | | |
| 2012-10 | 4X4- Prop Shaft. | BB | 1,3 | ATV500 |
| 2009-99 | 4X4- Front Axles. | BB | 7,8 | ATV500 |
| | 4X4- Prop Shaft. | BB | 1,3 | ATV500 |
| 1998 | 4X4- Front Axles. | BB | 7,8 | ATV501 |
| | 4X4- Prop Shaft. | BB | 1,3 | ATV500 |
| 1997 | 4X4. | BB | 7,8 | ATV501 |
| SCRAMBLER 850 | | | | |
| 2014-13 | 4X4 - Front Prop Shaft. | BB | 1,3 | ATV506 ⁽⁸⁾ |
| | 4X4 - Rear Prop Shaft. | BB | 4,6 | ATV500 |
| SCRAMBLER 1000 | | | | |
| 2014 | 4X4 - Front Prop Shaft. | BB | 1,3 | ATV506 ⁽⁸⁾ |
| | 4X4 - Rear Prop Shaft. | BB | 4,6 | ATV500 |
| SPORTSMAN 300 | | | | |
| 2010-08 | 4X4 - Front Prop Shaft. | JJ | 1,3 | ATV500 |

⁽⁸⁾ New Number - Developing components may restrict availability



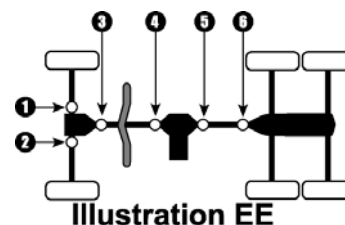
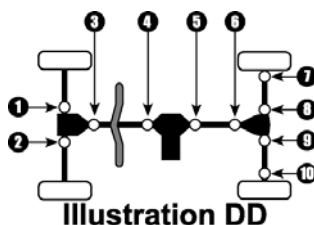
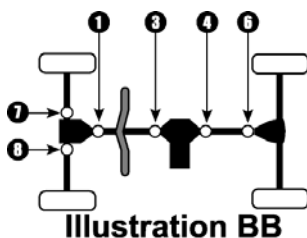
| Year/ Model | Make | III. | Location | Standard U-Joint |
|-------------------------------|---|------|-------------|---------------------|
| POLARIS (cont.) | | | | |
| SPORTSMAN 335 | | | | |
| 2000-99 | 4X4- Front Axles. | DD | 1,2 | ATV501 |
| | 4X4- Prop Shaft. | DD | 3,4 | ATV500 |
| | 4X4- Rear Axles. | DD | 7,10 8,9 | ATV502 ATV503 |
| SPORTSMAN 400 | | | | |
| 2014-08 | 4X4- Prop Shaft. | BB | 1,3 | ATV500 |
| 2005 | 4X4- Prop Shaft. | BB | 1,3 | ATV500 |
| 2004-02 | 4X4- Front Axles. | BB | 7,8 | ATV500 |
| | 4X4- Prop Shaft. | BB | 1,3 | ATV500 |
| 2001 | 4X4- Front Axles. | BB | 7,8 | ATV501 |
| | 4X4- Prop Shaft. | BB | 1,3 | ATV500 |
| 1997 | 4X4. | BB | 7,8 | ATV501 |
| 1996-95 | 4X4- W/ Inside Lock Rings. | BB | 7,8 | ATV500 |
| | 4X4- W/ Outside Lock Rings. | BB | 7,8 | ATV501 |
| 1994-93 | 4X4. | BB | 7,8 | ATV500 |
| SPORTSMAN 450 | | | | |
| 2007-06 | 4X4 - Prop Shaft. | BB | 1,3 | ATV500 |
| SPORTSMAN 500 | | | | |
| 2014-09 | 4X4- Prop Shaft. | BB | 1,3 | ATV500 |
| 2008-05 | 4X4- Front Axles. | BB | 7,8 | N/R ^o |
| | 4X4- Prop Shaft. | BB | 1,3 | ATV500 |
| | 6X6- Front Axles. | EE | 1,2 | ATV500 |
| | 6X6- Prop Shaft. | EE | 3,4 | ATV500 |
| 2004 | 4X4- Front Axles. | BB | 7,8 | ATV500 |
| | 4X4- Prop Shaft - W/ Inside Lock Rings. | BB | 1,3 | ATV500 |
| | 4X4- Prop Shaft - W/ Outside Lock Rings. | BB | 1,3 | ATV501 |
| | 6X6- Front Axles. | EE | 1,2 | ATV500 |
| | 6X6- Prop Shaft. | EE | 3,4 | ATV500 |
| Year Listing Continues | | | | |

^o N/R = Not Required - Application uses a CV Joint



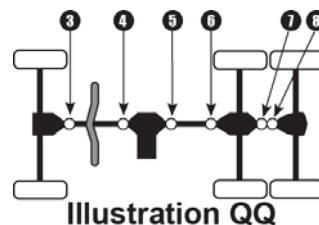
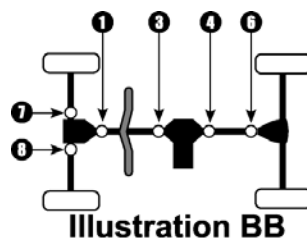
| Year/ Model | Make | III. | Location | Standard U-Joint |
|-------------------------------|--|------|-------------|-----------------------|
| POLARIS (cont.) | | | | |
| SPORTSMAN 500 (cont.) | | | | |
| 2003-02 | 4X4- Front Axles. | BB | 7,8 | ATV500 |
| | 4X4- Prop Shaft. | BB | 1,3 | ATV500 |
| | 6X6- Front Axles. | EE | 1,2 | ATV500 |
| | 6X6- Prop Shaft. | EE | 3,4 | ATV500 |
| 2001-99 | 4X4- Front Axles. | BB | 7,8 | ATV501 |
| | 4X4- Prop Shaft - W/ Inside Lock Rings. | BB | 1,3 | ATV500 |
| | 4X4- Prop Shaft - W/ Outside Lock Rings. | BB | 1,3 | ATV501 |
| | 6X6- Front Axles. | EE | 1,2 | ATV501 |
| 1998 | 4X4- Front Axles. | DD | 1,2 | ATV501 |
| | 4X4- Prop Shaft. | DD | 3,4 | ATV500 |
| | 4X4- Rear Axles. | DD | 7,10 8,9 | ATV502 ATV503 |
| 1997 | 4X4- Front Axles. | DD | 1,2 | ATV500 |
| | 4X4- Prop Shaft. | DD | 3,4 | ATV500 |
| | 4X4- Rear Axles. | DD | 7,10 8,9 | ATV502 ATV503 |
| 1996 | 4X4- Front Axles- W/ Inside Snap Rings. | DD | 1,2 | ATV500 |
| | 4X4- Front Axles- W/ Outside Snap Rings. | DD | 1,2 | ATV501 |
| | 4X4- Prop Shaft. | DD | 3,4 | ATV500 |
| | 4X4- Rear Axles. | DD | 7,10 8,9 | ATV502 ATV503 |
| SPORTSMAN 550 | | | | |
| 2014-12 | 4X4 - Front Prop Shaft. | BB | 1,3 | ATV506 ⁽⁸⁾ |
| | 4X4 - Rear Prop Shaft. | BB | 4,6 | ATV500 |
| 2011-10 | 4X4 - 11/22/10 and before - Front Prop Shaft. | BB | 1,3 | ATV500 |
| | 4X4 - 11/23/10 and after - Front Prop Shaft. | BB | 1,3 | ATV506 |
| | 4X4 - Rear Prop Shaft. | BB | 4,6 | ATV500 |
| 2009 | 4X4 - Front Prop Shaft. | BB | 1,3 | ATV500 |
| Year Listing Continues | | | | |

⁽⁸⁾ New Number - Developing components may restrict availability



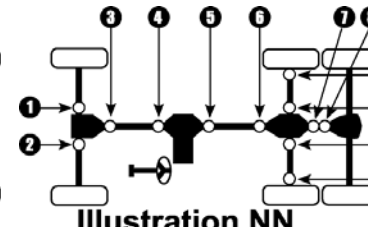
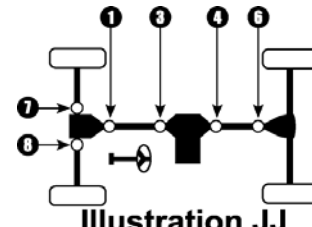
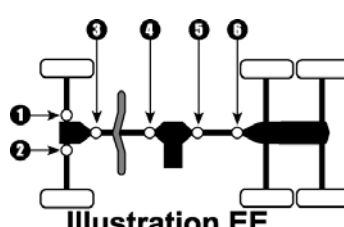
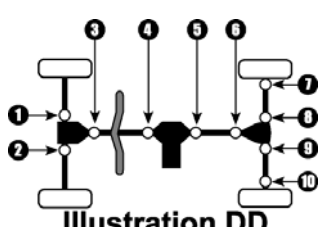
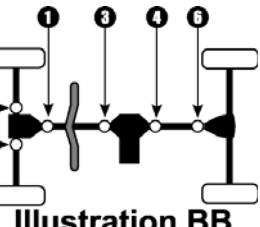
| Year/ Model | Make | Ill. | Location | Standard U-Joint |
|-------------------------------|-----------------------------|------|----------|---------------------|
| POLARIS (cont.) | | | | |
| SPORTSMAN 550 (cont.) | | | | |
| 2009 | 4X4 - Rear Prop Shaft. | BB | 4,6 | ATV500 |
| SPORTSMAN 570 | | | | |
| 2014 | 4X4- Prop Shaft. | BB | 1,3 | ATV500 |
| SPORTSMAN 600 | | | | |
| 2005 | 4X4- Front Axles. | BB | 7,8 | N/R ^Q |
| | 4X4- Front Prop Shaft. | BB | 1,3 | ATV500 |
| | 4X4- Rear Prop Shaft. | BB | 4,6 | ATV500 |
| 2004-03 | 4X4- Front Axles. | BB | 7,8 | ATV500 |
| | 4X4- Front Prop Shaft. | BB | 1,3 | ATV500 |
| | 4X4- Rear Prop Shaft. | BB | 4,6 | ATV500 |
| SPORTSMAN 700 | | | | |
| 2008 | 4X4 - Prop Shaft. | BB | 1,3 | ATV500 |
| 2007-05 | 4X4- Front Prop Shaft. | BB | 1,3 | ATV500 |
| | 4X4- Rear Prop Shaft. | BB | 4,6 | ATV500 |
| 2004-02 | 4X4- Front Axles. | BB | 7,8 | ATV500 |
| | 4X4- Front Prop Shaft. | BB | 1,3 | ATV500 |
| | 4X4- Rear Prop Shaft. | BB | 4,6 | ATV500 |
| SPORTSMAN 800 | | | | |
| 2014-11 | 4X4 - Prop Shaft. | BB | 1,3 | ATV500 |
| | 6X6- Front Prop Shaft. | QQ | 3,4 | ATV500 |
| | 6X6- Mid Prop Shaft. | QQ | 5,6 | ATV500 |
| | 6X6- Rear Prop Shaft. | QQ | 7,8 | ATV500 |
| 2010-09 | 4X4- Front Prop Shaft. | BB | 1,3 | ATV500 |
| | 4X4- Rear Prop Shaft. | BB | 4,6 | ATV500 |
| | 6X6- Front Prop Shaft. | QQ | 3,4 | ATV500 |
| | 6X6- Mid Prop Shaft. | QQ | 5,6 | ATV500 |
| | 6X6- Rear Prop Shaft. | QQ | 7,8 | ATV500 |
| Year Listing Continues | | | | |

^Q N/R = Not Required - Application uses a CV Joint

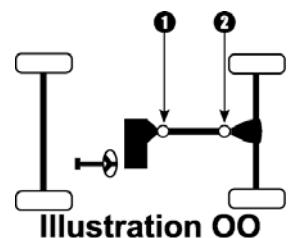
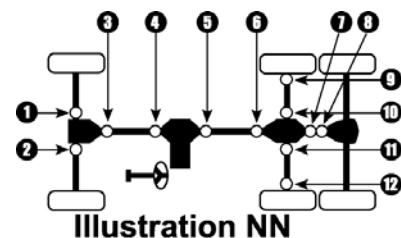
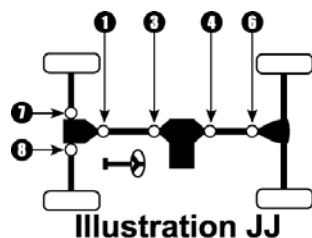
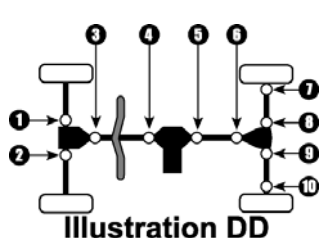


| Year/ Model | Make | Ill. | Location | Standard U-Joint |
|---|---|------|----------|-----------------------|
| POLARIS (cont.) | | | | |
| SPORTSMAN 800 (cont.) | | | | |
| 2008-05 | 4X4- Front Prop Shaft. | BB | 1,3 | ATV500 |
| | 4X4- Rear Prop Shaft. | BB | 4,6 | ATV500 |
| SPORTSMAN 850 | | | | |
| 2014-12 | 4X4- Front Prop Shaft. | BB | 1,3 | ATV506 ⁽⁸⁾ |
| | 4X4- Rear Prop Shaft. | BB | 4,6 | ATV500 |
| 2011 | 4X4- Front Prop Shaft - 11/22/10 and before. | BB | 1,3 | ATV500 |
| | 4X4- Front Prop Shaft - 11/23/10 and after. | BB | 1,3 | ATV506 ⁽⁸⁾ |
| | 4X4- Rear Prop Shaft. | BB | 4,6 | ATV500 |
| 2010-09 | 4X4- Front Prop Shaft. | BB | 1,3 | ATV500 |
| | 4X4- Rear Prop Shaft. | BB | 4,6 | ATV500 |
| SPORTSMAN MV7 (Military Vehicle) | | | | |
| 2007 | 4X4- Front Prop Shaft. | DD | 3,4 | ATV500 |
| | 4X4- Rear Prop Shaft. | DD | 5,6 | ATV500 |
| | 6X6- Front Axles. | EE | 1,2 | ATV500 |
| | 6X6- Front Prop Shaft. | EE | 3,4 | ATV500 |
| 2006-05 | 4X4- Front Prop Shaft. | DD | 3,4 | ATV500 |
| | 4X4- Rear Prop Shaft. | DD | 5,6 | ATV500 |
| TRAIL BOSS 250 | | | | |
| 1992-87 | 4x4. | DD | 1,2 | ATV500 |
| TRAIL BOSS 350L | | | | |
| 1992-90 | 4x4. | DD | 1,2 | ATV500 |
| UTV (Utility Task Vehicle) | | | | |
| 2004-03 | 2X4 - Series 11 PPS. | OO | 1,2 | ATV500 |
| | 4X4 - Series 11 PPS - Front Axles. | JJ | 7,8 | ATV500 |
| | 4X4 - Series 11 PPS - Front Prop Shaft. | JJ | 1,3 | ATV500 |
| | 4X4 - Series 11 PPS - Rear Prop Shaft. | JJ | 4,6 | ATV500 |
| | 6X6 - Series 11 PPS - Coupler Shaft. | NN | 7,8 | ATV500 |
| Year Listing Continues | | | | |

⁽⁸⁾ New Number - Developing components may restrict availability

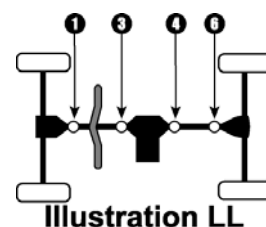
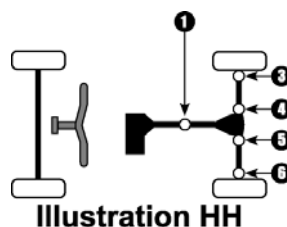
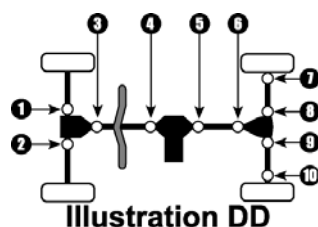
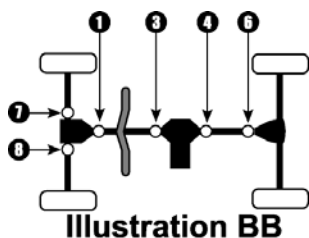


| Year/ Model | Make | Ill. | Location | Standard U-Joint |
|---|---|------|-------------|---------------------|
| POLARIS (cont.) | | | | |
| UTV (Utility Task Vehicle) (cont.) | | | | |
| 2004-03 | 6X6 - Series 11 PPS - Front Axles. | NN | 1,2 | ATV500 |
| | 6X6 - Series 11 PPS - Front Prop Shaft. | NN | 3,4 | ATV500 |
| | 6X6 - Series 11 PPS - Middle Axles. | NN | 9,10,11,12 | ATV502 |
| | 6X6 - Series 11 PPS - Rear Prop Shaft. | NN | 6 | ATV500 |
| 2002 | 2X4 - Series 10 PPS. | OO | 1,2 | ATV500 |
| | 4X4 - Series 10 PPS - Front Axles. | JJ | 7,8 | ATV500 |
| | 4X4 - Series 10 PPS - Front Prop Shaft. | JJ | 1,3 | ATV500 |
| | 4X4 - Series 10 PPS - Rear Prop Shaft. | JJ | 4,6 | ATV500 |
| WORKER 335 | | | | |
| 1999 | 4X4 - Front Axles. | DD | 1,2 | ATV501 |
| | 4X4 - Prop Shaft. | DD | 3,4 | ATV500 |
| | 4X4 - Rear Axles. | DD | 7,10 8,9 | ATV502 ATV503 |
| WORKER 500 | | | | |
| 1999 | 4X4 - Front Axles. | DD | 1,2 | ATV501 |
| | 4X4 - Prop Shaft. | DD | 3,4 | ATV501 |
| XPEDITION 325 | | | | |
| 2002-00 | 4X4 - Front Axles. | DD | 1,2 | ATV501 |
| | 4X4 - Front Prop Shaft. | DD | 3,4 | ATV500 |
| | 4X4 - Rear Prop Shaft. | DD | 5 | ATV500 |
| XPEDITION 425 | | | | |
| 2002 | 4X4 - Front Axles. | DD | 1,2 | ATV500 |
| | 4X4 - Front Prop Shaft. | DD | 3,4 | ATV500 |
| | 4X4 - Rear Prop Shaft. | DD | 5 | ATV500 |
| 2001-00 | 4X4 - Front Axles. | DD | 1,2 | ATV501 |
| | 4X4 - Front Prop Shaft. | DD | 3,4 | ATV500 |
| | 4X4 - Rear Prop Shaft. | DD | 5 | ATV500 |



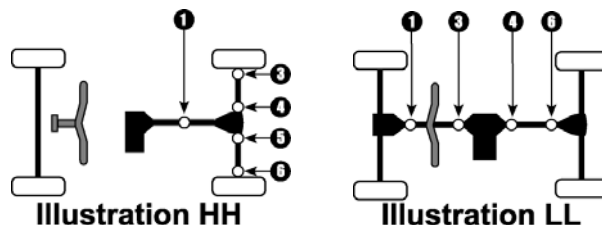
| Year/ Model | Make | Ill. | Location | Standard U-Joint |
|-------------------------------|----------------------------------|------|----------|---------------------|
| POLARIS (cont.) | | | | |
| XPLORER 250 | | | | |
| 2002-00 | 4X4 - Front Axles. | BB | 7,8 | ATV500 |
| | 4X4 - Prop Shaft. | BB | 1,3 | ATV500 |
| XPLORER 300 | | | | |
| 1999-96 | 4X4. | BB | 7,8 | ATV501 |
| XPLORER 400 | | | | |
| 2002-99 | 4X4- Front Axles. | BB | 7,8 | ATV500 |
| | 4X4- Prop Shaft. | BB | 1,3 | ATV500 |
| 1998-97 | 4X4. | BB | 7,8 | ATV501 |
| 1996-95 | 4X4- W/ Inside Lock Rings. | BB | 7,8 | ATV500 |
| | 4X4- W/ Outside Lock Rings. | BB | 7,8 | ATV501 |
| XPLORER 500 | | | | |
| 1997 | 4X4 - Front Axles. | DD | 1,2 | ATV500 |
| | 4X4 - Prop Shaft. | DD | 3,4 | ATV500 |
| | 4X4 - Rear Axles. | DD | 7,10 | ATV502 |
| | | | 8,9 | ATV503 |
| SUZUKI | | | | |
| EIGER 400 | | | | |
| 2007-02 | 4WD - Front Bevel Gear. | LL | 1 | ATV405 |
| | 4WD - Secondary Drive. | LL | 4,6 | ATV405 |
| KING QUAD 300 | | | | |
| 2002-01 | 4WD - Rear Axles. | HH | 3,6 | ATV403 |
| | | | 4,5 | ATV407 |
| | 4WD - Secondary Drive. | HH | 1 | ATV405 |
| 2000-96 | 4WD - Rear Axles. | HH | 3,6 | ATV403 |
| | | | 4,5 | N/A ⁽¹⁾ |
| | 4WD - Secondary Drive. | HH | 1 | ATV400 |
| Year Listing Continues | | | | |

⁽¹⁾ Limited information - Call sales at 815-967-1444 for availability



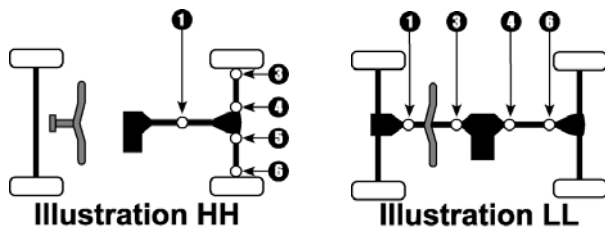
| Year/ Model | Make | Ill. | Location | Standard U-Joint |
|-------------------------------|------------------------------|------|------------|---------------------|
| SUZUKI (cont.) | | | | |
| KING QUAD 300 (cont.) | | | | |
| 1993-91 | 4WD - Rear Axles. | HH | 3,6 4,5 | ATV403 ATV404 |
| | 4WD - Secondary Drive. | HH | 1 | N/A ⁽¹⁾ |
| KING QUAD 400 | | | | |
| 2012-10 | 4WD - Front Bevel Gear. | LL | 3 | ATV405 |
| | 4WD - Secondary Drive. | LL | 4,6 | ATV405 |
| 2009-08 | 2WD. | HH | 1 | ATV405 |
| | 4WD - Front Bevel Gear. | LL | 3 | ATV405 |
| | 4WD - Secondary Drive. | LL | 4,6 | ATV405 |
| KING QUAD 450 | | | | |
| 2010-07 | 4WD - Front Bevel Gear. | LL | 3 | ATV406 |
| | 4WD - Secondary Drive. | LL | 6 | ATV400 |
| KING QUAD 500 | | | | |
| 2011-09 | 4WD - Front Bevel Gear. | LL | 3 | ATV406 |
| | 4WD - Secondary Drive. | LL | 6 | ATV400 |
| KING QUAD 700 | | | | |
| 2007-05 | 4WD - Front Bevel Gear. | LL | 3 | ATV406 |
| | 4WD - Secondary Drive. | LL | 6 | ATV400 |
| KING QUAD 750 | | | | |
| 2012-08 | 4WD - Front Bevel Gear. | LL | 3 | ATV406 |
| | 4WD - Secondary Drive. | LL | 6 | ATV400 |
| OZARK 250 | | | | |
| 2012 | 2WD. | HH | 1 | ATV405 |
| 2009-02 | 2WD. | HH | 1 | ATV405 |
| QUAD MASTER 500 | | | | |
| 2001 | 4WD - Front Bevel Gear. | LL | 1 | ATV405 |
| Year Listing Continues | | | | |

⁽¹⁾ Limited information - Call sales at 815-967-1444 for availability



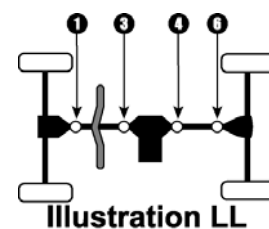
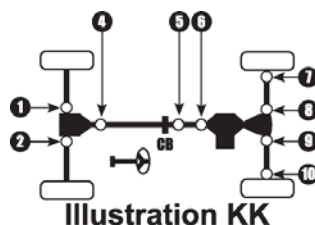
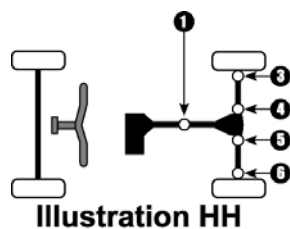
| Year/ Model | Make | Ill. | Location | Standard U-Joint |
|--------------------------------|-----------------------------|------|----------|---------------------|
| SUZUKI (cont.) | | | | |
| QUAD MASTER 500 (cont.) | | | | |
| 2001 | 4WD - Secondary Drive..... | LL | 4,6 | ATV400 |
| 2000 | 4WD - Front Bevel Gear..... | LL | 1 | ATV400 |
| | 4WD - Secondary Drive..... | LL | 4 | ATV400 |
| QUAD RUNNER 250 | | | | |
| 2002 | 4WD - Rear Axles..... | HH | 3,6 | ATV402 |
| | | | 4,5 | ATV407 |
| 2001 | 4WD - Secondary Drive..... | HH | 1 | ATV405 |
| | 2WD..... | HH | 3,6 | ATV402 |
| | | | 4,5 | ATV407 |
| | 4WD - Rear Axles..... | HH | 3,6 | ATV402 |
| | | | 4,5 | ATV407 |
| | 4WD - Secondary Drive..... | HH | 1 | ATV405 |
| 2000-95 | 2WD..... | HH | 3,6 | ATV402 |
| | | | 4,5 | N/A ⁽¹⁾ |
| | 4WD - Rear Axles..... | HH | 3,6 | ATV402 |
| | | | 4,5 | N/A ⁽¹⁾ |
| 1994 | 4WD - Secondary Drive..... | HH | 1 | ATV400 |
| | 2WD..... | HH | 3,6 | ATV402 |
| | | | 4,5 | ATV404 |
| | 4WD - Rear Axles..... | HH | 3,6 | ATV402 |
| | | | 4,5 | N/A ⁽¹⁾ |
| | 4WD - Secondary Drive..... | HH | 1 | ATV400 |
| 1993-88 | 2WD..... | HH | 3,6 | ATV402 |
| | | | 4,5 | ATV404 |
| | 4WD - Rear Axles..... | HH | 3,6 | ATV402 |
| | | | 4,5 | ATV404 |
| 1987 | 4WD - Secondary Drive..... | HH | 1 | ATV400 |
| | 4WD - Rear Axles..... | HH | 3,6 | ATV403 |
| | | | 4,5 | ATV403 |
| Year Listing Continues | | | | |

⁽¹⁾ Limited information - Call sales at 815-967-1444 for availability



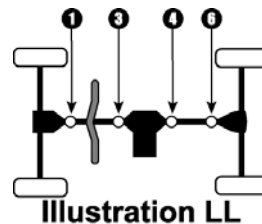
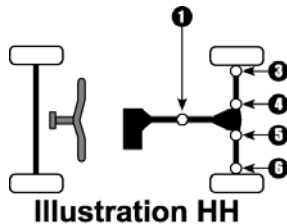
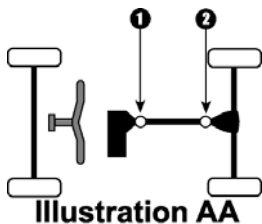
| Year/ Model | Make | Ill. | Location | Standard U-Joint |
|--------------------------------|------------------------------|------|------------|------------------------------|
| SUZUKI (cont.) | | | | |
| QUAD RUNNER 250 (cont.) | | | | |
| 1987 | 4WD - Secondary Drive. | HH | 1 | ATV400 |
| QUAD RUNNER 300 | | | | |
| 1995 | 4WD - Rear Axles. | HH | 3,6 4,5 | ATV403 N/A ⁽¹⁾ |
| | 4WD - Secondary Drive. | HH | 1 | ATV400 |
| 1994 | 4WD - Rear Axles. | HH | 3,6 4,5 | ATV403 ATV404 |
| | 4WD - Secondary Drive. | HH | 1 | ATV400 |
| QUAD RUNNER 500 | | | | |
| 2002 | 4WD - Front Bevel Gear. | LL | 1 | ATV405 |
| | 4WD - Secondary Drive. | LL | 4,6 | ATV405 |
| 2001 | 4WD. | LL | 4,6 | ATV405 |
| 2000-98 | 4WD. | LL | 4 | ATV400 |
| QUAD SPORT 250 | | | | |
| 2009-04 | 2WD. | HH | 1 | ATV405 |
| QUV UTILITY 620 | | | | |
| 2005 | 4WD - Front Prop Shaft. | KK | 4 | ATV702 |
| | 4WD - Rear Axles. | KK | 7,8,9,10 | ATV704 |
| | 4WD - Rear Prop Shaft. | KK | 5,6 | ATV702 |
| TWIN PEAKS 700 | | | | |
| 2005-04 | 4WD. | LL | 4 | ATV703 |
| VINSON 500 | | | | |
| 2007-02 | 4WD - Front Bevel Gear. | LL | 1 | ATV405 |
| | 4WD - Secondary Drive. | LL | 4 6 | ATV405 ATV400 |

⁽¹⁾ Limited information - Call sales at 815-967-1444 for availability



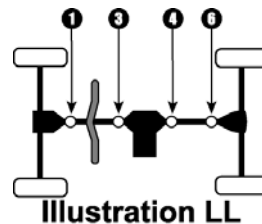
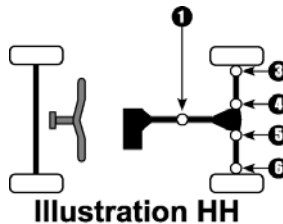
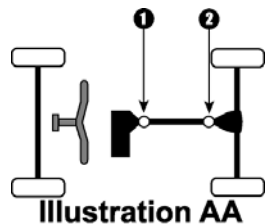
| Year/ Model | Make | Ill. | Location | Standard U-Joint |
|-------------------------|---|------|----------|---------------------|
| YAMAHA | | | | |
| BEAR TRACKER 250 | | | | |
| 2004-99 | 2WD..... | AA | 1 | ATV202 |
| BIG BEAR 250 | | | | |
| 2009-07 | 2WD..... | HH | 1 | ATV202 |
| BIG BEAR 350 | | | | |
| 2001-98 | 2WD..... | AA | 1 | ATV201 |
| | 4WD - Front Drive Shaft..... | LL | 1,3 | ATV200 |
| | 4WD - Rear Drive Shaft..... | LL | 4 | ATV201 |
| 1997-87 | 4WD - Front Drive Shaft..... | LL | 1,3 | ATV200 |
| | 4WD - Rear Drive Shaft..... | LL | 4 | ATV201 |
| 1986 | 4WD - Front Drive Shaft..... | LL | 1,3 | ATV202 |
| BIG BEAR 400 | | | | |
| 2012-07 | 4WD - W/ IRS - (Front Drive Shaft)..... | LL | 1,3 | ATV202 |
| | 4WD - W/ IRS - (Rear Drive Shaft)..... | LL | 4,6 | ATV202 |
| 2006 | 4WD - Front Drive Shaft..... | LL | 1,3 | ATV202 |
| | 4WD - Rear Drive Shaft..... | LL | 4 | N/A ⁽¹⁾ |
| BRUIN 250 | | | | |
| 2006-05 | 2WD..... | HH | 1 | ATV202 |
| BRUIN 350 | | | | |
| 2006 | 2WD..... | HH | 1 | N/A ⁽¹⁾ |
| | 4WD - Rear Drive Shaft..... | HH | 1 | N/A ⁽¹⁾ |
| GRIZZLY 80 | | | | |
| 2008-05 | 2WD..... | HH | 1 | ATV203 |
| GRIZZLY 300 | | | | |
| 2013-12 | 2WD..... | HH | 1 | N/A ⁽¹⁾ |

⁽¹⁾ Limited information - Call sales at 815-967-1444 for availability

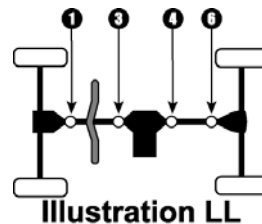
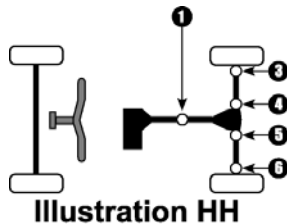
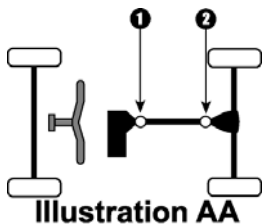


| Year/ Model | Make | Ill. | Location | Standard U-Joint |
|-----------------------|---|------|----------|---------------------|
| YAMAHA (cont.) | | | | |
| GRIZZLY 350 | | | | |
| 2014-12 | 4WD..... | LL | 4 | ATV202 |
| 2011-07 | 2WD..... | HH | 1 | ATV202 |
| | 4WD - W/ IRS - (Front Drive Shaft)..... | LL | 1,3 | ATV202 |
| | 4WD - W/ IRS - (Rear Drive Shaft)..... | LL | 4,6 | ATV202 |
| | 4WD - W/O IRS..... | LL | 4 | ATV202 |
| GRIZZLY 400 | | | | |
| 2008-07 | 4WD - Rear Drive Shaft..... | LL | 4,6 | ATV202 |
| GRIZZLY 450 | | | | |
| 2014-07 | 4WD - W/ IRS - (Front Drive Shaft)..... | LL | 1,3 | ATV202 |
| | 4WD - W/ IRS - (Rear Drive Shaft)..... | LL | 4,6 | ATV202 |
| GRIZZLY 600 | | | | |
| 1998 | 4WD - Front Drive Shaft..... | LL | 1,3 | ATV200 |
| | 4WD - Rear Drive Shaft..... | LL | 4 | ATV201 |
| KODIAK 400 | | | | |
| 2006-05 | 4WD - Rear Drive Shaft..... | LL | 4,6 | ATV202 |
| 2004 | 4WD - Rear Drive Shaft..... | HH | 1 | N/A ⁽¹⁾ |
| 1999-98 | 4WD - Front Drive Shaft..... | LL | 1,3 | ATV202 |
| | 4WD - Rear Drive Shaft..... | LL | 4 | ATV201 |
| 1997-93 | 4WD - Front Drive Shaft..... | LL | 1,3 | ATV200 |
| | 4WD - Rear Drive Shaft..... | LL | 4 | ATV201 |
| KODIAK 450 | | | | |
| 2006-03 | 4WD - Front Drive Shaft..... | LL | 1,3 | ATV202 |
| | 4WD - Rear Drive Shaft..... | LL | 4,6 | ATV202 |
| MOTO-4 225 | | | | |
| 1988-86 | 2WD..... | AA | 1 | ATV202 |

⁽¹⁾ Limited information - Call sales at 815-967-1444 for availability



| Year/ Model | Make | Ill. | Location | Standard U-Joint |
|-----------------------|------------------------------|------|----------|---------------------|
| YAMAHA (cont.) | | | | |
| MOTO-4 250 | | | | |
| 1991-89 | 2WD..... | AA | 1 | ATV202 |
| MOTO-4 350 | | | | |
| 1995-90 | 2WD..... | AA | 1 | ATV201 |
| RAPTOR 50 | | | | |
| 2008-04 | 2WD..... | HH | 1 | ATV203 |
| RAPTOR 80 | | | | |
| 2008-02 | 2WD..... | HH | 1 | ATV203 |
| RHINO 450 | | | | |
| 2009-06 | 4WD - Front Drive Shaft..... | LL | 1,3 | ATV202 |
| RHINO 660 | | | | |
| 2007-04 | 4WD - Front Drive Shaft..... | LL | 1,3 | ATV202 |
| RHINO 700 | | | | |
| 2013-08 | 4WD - Front Drive Shaft..... | LL | 1,3 | ATV202 |
| TIMBERWOLF 250 | | | | |
| 2000-99 | 4WD - Front Drive Shaft..... | LL | 1,3 | ATV200 |
| | 4WD - Rear Drive Shaft..... | LL | 4 | ATV202 |
| 1998-94 | 2WD..... | AA | 1 | ATV202 |
| | 4WD - Front Drive Shaft..... | LL | 1,3 | ATV200 |
| | 4WD - Rear Drive Shaft..... | LL | 4 | ATV202 |
| 1993-92 | 2WD..... | AA | 1 | ATV202 |
| WOLVERINE 350 | | | | |
| 2009-06 | 2WD..... | HH | 1 | ATV202 |
| 2005-95 | 4WD - Front Drive Shaft..... | LL | 1,3 | ATV202 |
| | 4WD - Rear Drive Shaft..... | LL | 4 | ATV201 |



| Year/ Model | Make | III. | Location | Standard U-Joint |
|-----------------------|------------------------------|------|----------|---------------------|
| YAMAHA (cont.) | | | | |
| WOLVERINE 450 | | | | |
| 2010-07 | 4WD - Rear Drive Shaft. | HH | 1 | ATV202 |
| 2006 | 4WD - Rear Drive Shaft. | HH | 1 | N/A ⁽¹⁾ |

⁽¹⁾ Limited information - Call sales at 815-967-1444 for availability

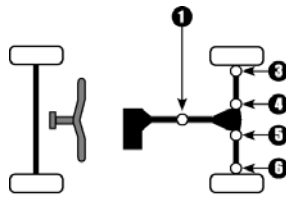


Illustration HH

Suggestions for Measuring Universal Joint Kits

Before measuring a universal joint you should...

Remove it from the shaft

Remove the bearing caps

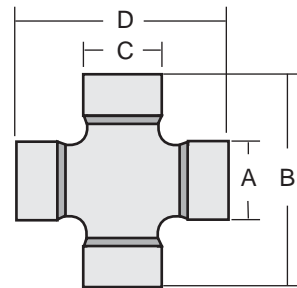
Remove excess grease from the bottom of the bearing caps & trunnion

Remove the seals from the bearing caps or trunnions Note: the seals are removed to allow for an accurate compress measurement.

Measure as follows, permitting yourself a tolerance of .005 at the OAL dimension & .003 at all other dimensions.

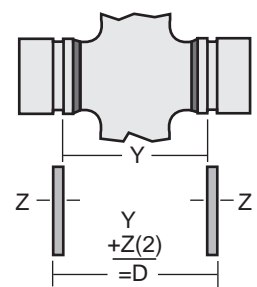
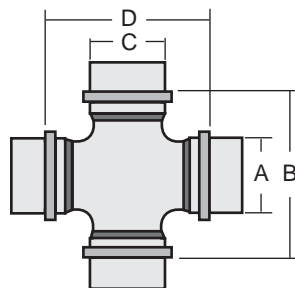
Outside Snap Ring Style

- Measure "B & D" dimension & record
- Measure "A & C" dimension & record
- Does your U-Joint have a lube fitting?
- Where is the lube fitting located? In Cross? In Cap?
- If further identification is necessary, measure the cross dimensions without cups and notify us via e-mail.
- Note: dimensions may vary between manufacturers.

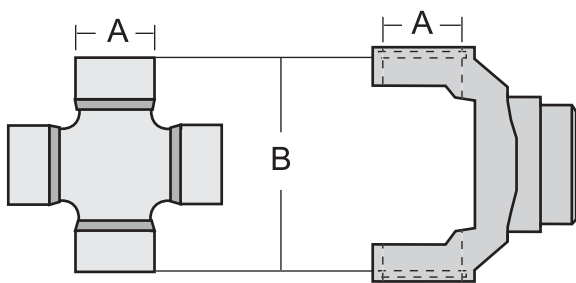


Inside Snap Ring Style

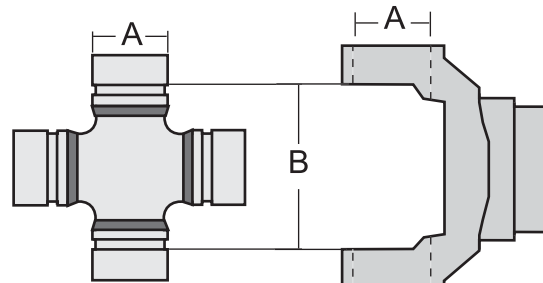
- Measure "B & D" dimension & record. Note: Measurement includes thickness of snap rings. To determine dimension "B & D" the following method is suggested.
- Measure from inner edge of opposite snap ring grooves in bearing caps as illustrated.
- Measure thickness of TWO snap rings. "B & D" dimensions = $Y + Z$
- Measure "A & C" dimension & record
- Does your U-Joint have a lube fitting?
- Where is the lube fitting located? In Cross? In Cap?
- If further identification is necessary, measure the cross dimensions without cups and notify us via e-mail.
- Note: dimensions may vary between manufacturers.



Round Bearing Kits (Sorted by Part Numbers)



Outside Lock-up

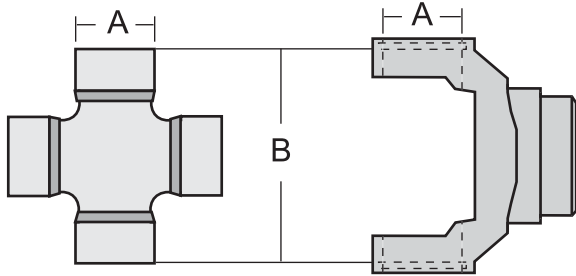


Inside Lock-up

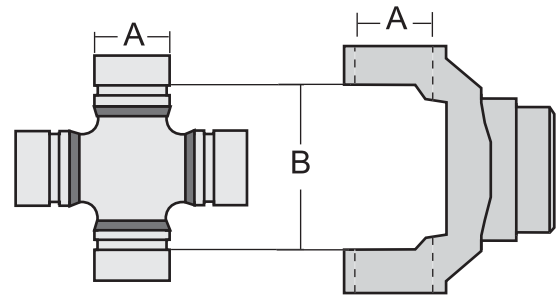
| Part Number | Bearing Dia. | Stack-Up Dimension | Cross Dim. Trunion / Span | Lube Options | Snap Ring Thickness | Models Used |
|-------------|--------------|--------------------|---------------------------|--------------|---------------------|-------------|
| ATV200 | 0.789 | 1.488 (I) | 0.432 / 2.007 | B | 0.059 | YAMAHA |
| ATV201 | 0.985 | 1.730 (I) | 0.576 / 2.253 | B | 0.058 | YAMAHA |
| ATV202 | 0.789 | 1.581 (I) | 0.432 / 2.007 | B | 0.058 | YAMAHA |
| ATV203 | 0.671 | 1.575 (O) | 0.358 / 1.416 | D | 0.040 | YAMAHA |
| ATV300 | 0.789 | 2.166 (O) | 0.623 / 1.899 | E | 0.040 | HONDA |
| ATV400 | 0.985 | 1.732 (I) | 0.576 / 2.253 | B | 0.058 | SUZUKI |
| ATV401 | 0.789 | 1.284 (I) | 0.432 / 1.771 | B | 0.058 | SUZUKI |
| ATV402 | 0.789 | 1.335 (I) | 0.432 / 1.771 | B | 0.058 | SUZUKI |
| ATV403 | 0.789 | 1.350 (I) | 0.432 / 1.771 | B | 0.058 | SUZUKI |
| ATV404 | 0.866 | 1.425 (I) | 0.432 / 1.820 | B | 0.072 | SUZUKI |
| ATV405 | 0.789 | 1.563 (I) | 0.432 / 2.007 | B | 0.057 | SUZUKI |
| ATV406 | 0.750 | 1.230 (I) | 0.475 / 1.769 | B | 0.058 | SUZUKI |
| ATV407 | 0.789 | 1.430 (I) | 0.432 / 1.940 | B | 0.058 | SUZUKI |
| ATV408 | 0.750 | 1.310 (I) | 0.475 / 1.769 | B | 0.058 | SUZUKI |
| ATV500 | 0.937 | 1.496 (I) | 0.580 / 2.127 | B | 0.060 | POLARIS |
| ATV501 | 0.866 | 2.120 (O) | 0.524 / 1.952 | C | 0.039 | POLARIS |
| ATV502 | 1.063 | 1.817 (I) | 0.657 / 2.192 | B | 0.088 | POLARIS |
| ATV503 | 1.000 | 2.337 (I) | 0.576 / 2.873 | A/B | 0.094 | POLARIS |
| ATV505 | 0.866 | 2.260 (O) | 0.524 / 1.952 | C | 0.039 | POLARIS |
| ATV506 | 0.839 | 1.888 (O) | 0.537 / 1.689 | B | 0.038 | POLARIS |
| ATV507 | 0.940 | 1.565 (I) | 0.551 / 2.035 | B | 0.064 | POLARIS |
| ATV600 | 0.985 | 1.734 (I) | 0.576 / 2.253 | B | 0.058 | ARCTIC CAT |
| ATV601 | 0.789 | 1.572 (I) | 0.432 / 2.007 | B | 0.058 | ARCTIC CAT |
| ATV602 | 0.752 | 1.811 (O) | 0.399 / 1.653 | D | 0.039 | ARCTIC CAT |
| ATV603 | 0.985 | 1.683 (I) | 0.576 / 2.253 | B | 0.059 | ARCTIC CAT |
| ATV700 | 0.631 | 1.052 (I) | 0.358 / 1.416 | D | 0.038 | KAWASAKI |
| ATV701 | 0.789 | 1.260 (I) | 0.432 / 1.771 | B | 0.058 | KAWASAKI |
| ATV702 | 0.866 | 1.351 (I) | 0.432 / 1.771 | B | 0.063 | KAWASAKI |
| ATV703 | 0.945 | 1.542 (I) | 0.554 / 2.077 | B | 0.059 | KAWASAKI |
| ATV704 | 0.985 | 1.728 (I) | 0.576 / 2.253 | B | 0.058 | KAWASAKI |
| ATV800 | 0.985 | 2.550 (O) | 0.576 / 2.282 | C | 0.042 | CAN-AM |
| ATV801 | 0.867 | 2.160 (O) | 0.525 / 1.969 | C | 0.041 | CAN-AM |
| ATV802 | 0.985 | 2.518 (O) | 0.579 / 2.195 | C | 0.041 | CAN-AM |
| ATV900 | 0.985 | 1.693 (I) | 0.576 / 2.253 | B | 0.059 | KUBOTA |
| ATV901 | 0.789 | 2.168 (O) | 0.432 / 1.940 | B | 0.052 | MINI-TRUCK |
| ATV902 | 0.985 | 1.937 (I) | 0.576 / 2.502 | B | 0.059 | KUBOTA |

A – 1 LUBE FITTING IN CROSS -STRAIGHT
 B – 1 LUBE FITTING IN BEARING-FLUSH
 C – 1 LUBE FITTING IN CROSS -ANGLED
 D – NO LUBE FITTING
 E – 4 LUBE FITTINGS (EACH CUP)-FLUSH

Round Bearing Kits (Sorted by Bearing Diameter)



Outside Lock-up



Inside Lock-up

| Part Number | Bearing Dia. | Stack-Up Dimension | Cross Dim. Trunion / Span | Lube Options | Snap Ring Thickness | Models Used |
|-------------|--------------|--------------------|---------------------------|--------------|---------------------|-------------|
| ATV700 | 0.631 | 1.052 (I) | 0.358 / 1.416 | D | 0.038 | KAWASKI |
| ATV203 | 0.671 | 1.575 (O) | 0.358 / 1.416 | D | 0.040 | YAMAHA |
| ATV406 | 0.750 | 1.230 (I) | 0.475 / 1.769 | B | 0.058 | SUZUKI |
| ATV408 | 0.750 | 1.310 (I) | 0.475 / 1.769 | B | 0.058 | SUZUKI |
| ATV602 | 0.752 | 1.811 (O) | 0.399 / 1.653 | D | 0.039 | ARCTIC CAT |
| ATV701 | 0.789 | 1.260 (I) | 0.432 / 1.771 | B | 0.058 | KAWASAKI |
| ATV401 | 0.789 | 1.284 (I) | 0.432 / 1.771 | B | 0.058 | SUZUKI |
| ATV402 | 0.789 | 1.335 (I) | 0.432 / 1.771 | B | 0.058 | SUZUKI |
| ATV403 | 0.789 | 1.350 (I) | 0.432 / 1.771 | B | 0.058 | SUZUKI |
| ATV407 | 0.789 | 1.430 (I) | 0.432 / 1.940 | B | 0.058 | SUZUKI |
| ATV200 | 0.789 | 1.488 (I) | 0.432 / 2.007 | B | 0.059 | YAMAHA |
| ATV405 | 0.789 | 1.563 (I) | 0.432 / 2.007 | B | 0.057 | SUZUKI |
| ATV601 | 0.789 | 1.572 (I) | 0.432 / 2.007 | B | 0.058 | ARCTIC CAT |
| ATV202 | 0.789 | 1.581 (I) | 0.432 / 2.007 | B | 0.058 | YAMAHA |
| ATV300 | 0.789 | 2.166 (O) | 0.623 / 1.899 | E | 0.040 | HONDA |
| ATV901 | 0.789 | 2.168 (O) | 0.432 / 1.940 | B | 0.052 | MINI-TRUCK |
| ATV506 | 0.839 | 1.188 (O) | 0.537 / 1.689 | B | 0.038 | POLARIS |
| ATV702 | 0.866 | 1.351 (I) | 0.432 / 1.771 | B | 0.063 | KAWASAKI |
| ATV404 | 0.866 | 1.425 (I) | 0.432 / 1.820 | B | 0.072 | SUZUKI |
| ATV501 | 0.866 | 2.120 (O) | 0.524 / 1.952 | C | 0.039 | POLARIS |
| ATV505 | 0.866 | 2.260 (O) | 0.524 / 1.952 | C | 0.039 | POLARIS |
| ATV801 | 0.867 | 2.160 (O) | 0.525 / 1.969 | C | 0.041 | CAN-AM |
| ATV500 | 0.937 | 1.496 (I) | 0.580 / 2.127 | B | 0.060 | POLARIS |
| ATV507 | 0.940 | 1.565 (I) | 0.551 / 2.035 | B | 0.064 | POLARIS |
| ATV703 | 0.945 | 1.542 (I) | 0.554 / 2.077 | B | 0.059 | KAWASAKI |
| ATV603 | 0.985 | 1.683 (I) | 0.576 / 2.253 | B | 0.059 | ARCTIC CAT |
| ATV900 | 0.985 | 1.693 (I) | 0.576 / 2.253 | B | 0.059 | KUBOTA |
| ATV704 | 0.985 | 1.728 (I) | 0.576 / 2.253 | B | 0.058 | KAWASAKI |
| ATV201 | 0.985 | 1.730 (I) | 0.576 / 2.253 | B | 0.058 | YAMAHA |
| ATV400 | 0.985 | 1.732 (I) | 0.576 / 2.253 | B | 0.058 | SUZUKI |
| ATV600 | 0.985 | 1.734 (I) | 0.576 / 2.253 | B | 0.058 | ARCTIC CAT |
| ATV902 | 0.985 | 1.937 (I) | 0.576 / 2.502 | B | 0.059 | KUBOTA |
| ATV802 | 0.985 | 2.518 (O) | 0.579 / 2.195 | C | 0.041 | CAN-AM |
| ATV800 | 0.985 | 2.550 (O) | 0.576 / 2.282 | C | 0.042 | CAN-AM |
| ATV503 | 1.000 | 2.337 (I) | 0.576 / 2.873 | A/B | 0.094 | POLARIS |
| ATV502 | 1.063 | 1.817 (I) | 0.657 / 2.192 | B | 0.088 | POLARIS |

A - 1 LUBE FITTING IN CROSS -STRAIGHT
 B - 1 LUBE FITTING IN BEARING-FLUSH
 C - 1 LUBE FITTING IN CROSS -ANGLED
 D - NO LUBE FITTING
 E - 4 LUBE FITTINGS (EACH CUP)-FLUSH

MANUFACTURER and SUPPLIER OF
DRIVELINE & CONSTANT VELOCITY COMPONENTS
FOR ALL TERRAIN AND UTILITY VEHICLES

1500 11TH AVE ROCKFORD, ILLINOIS 61104
PHONE (815)962-1411 FAX (815)965-4857

MotorMasterPowersports.com
VooDooAxles.com
RockfordDriveLine.com